

Makita®

3-1/4 HP PLUNGE ROUTERS

3-1/4 HP MOTOR DELIVERS POWERFUL PRECISION

Linear Ball Bearings for Smooth Plunge Action and Superior Performance

Electric Brake for Increased Productivity*

Quick Release Plunge Depth Adjustment with Micro Control Along with Three Preset Depth Stops for Added Precision

Electronic Speed Control Maintains Constant Speed Under Load*

Soft Start Feature for Smooth Start-ups*

Built-in Twin L.E.D. Lights Illuminate the Work Area for Increased Visibility*

*Model RP2301FC only



Models
RP1800
RP2301FC (variable speed)

POWER




Powerful 15 AMP motor delivers up to 22,000 RPM for smooth routing

PERFORMANCE



Linear ball bearings for smooth plunge action and superior performance

CAPACITY



0" - 2-3/4" plunge depth capacity for easy penetration into work space

PRECISION



Quick plunge depth adjustment with three presets depth stops

ROUTING PRECISION

3-1/4 HP PLUNGE ROUTERS

Models RP1800 / RP2301FC

FEATURES & BENEFITS

- Powerful 15 AMP motor delivers up to 22,000 RPM for smooth routing
 - Variable speed from 9,000 - 22,000 RPM*
 - 0" - 2-3/4" plunge depth capacity for easy penetration in work piece
 - Linear ball bearings for smooth plunge stroke and superior performance
 - Electric brake for increased productivity*
 - Quick release plunge depth adjustment with micro control along with three preset depth stops for added precision
 - Electronic speed control maintains constant speed under load*
 - Soft start feature for smooth start-ups*
 - Built-in twin L.E.D. lights illuminate the work area for increased visibility*
 - Oversized ball bearing construction for longer tool life
 - Ergonomic rubberized handles with built-in large two finger switch for added control and use
 - Conveniently located plunge lock lever for efficient operation
 - Shaft lock for quick and easy bit changes
 - Tool-less template guide system for quick and easy installation and removal
 - Lock-on trigger switch for continuous operation
 - Built-in fan with labyrinth construction minimizes dust from entering the tool for longer tool life
 - Easy-to-read depth scales
 - Chip deflector engineered to direct chips away from the operator
 - Durable flat top design for stability when changing bits
 - Uses 1/4" and 1/2" shank routers bits
 - Double insulated
- *Model RP2301FC only

STANDARD EQUIPMENT

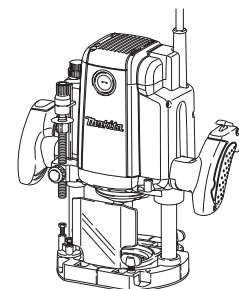
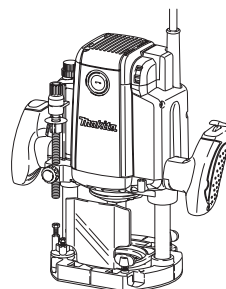
- Extended depth adjustment knob (158980-5)
- 1/4" Collet sleeve insert (763803-0)
- Wrench (781030-7)

SPECIFICATIONS

	RP2301FC	RP1800
Collect capacities	1/4" and 1/2"	
Plunge capacity	0" - 2-3/4"	
No load speed	9,000 - 22,000 RPM	22,000 RPM
AMPS	15.0	
Maximum horsepower	3-1/4	
Overall height	12-1/4"	
Net weight	13.4 lbs.	
Shipping weight	17.6 lbs.	19.8 lbs.
UPC code	088381-099431	088381-099271

OPTIONAL ACCESSORIES

- Guide holder assembly (132306-9)
- Straight guide (342428-9)
- Trimmer guide assembly (123022-4)
- Template guide adapter 30 (321492-3)
- Collet cone (763622-4)
- Clamp set (194385-5)
- Guide rail adapter (194579-2)
- Guide rail 55" (194368-5)
- Guide rail 118" (194367-7)
- Extended depth adjustment knob (158980-5)



Model RP2301FC



Model RP1800



Makita offers a wide variety of Router accessories. For a complete listing, please refer to the Makita General Catalog, visit our website at makitatools.com, or call 1-800-4MAKITA.

All specifications subject to change without prior notice. All models and accessories subject to stock on hand. NTF-0909-400 MA-0718-09