

**STABILA®**



**Measuring Tools for  
Real Pro's**



**2015/2016**

**ACCURATE. ROBUST. RELIABLE. EASY-TO-USE.**



**For all those  
who take pride  
in the quality  
of their work**

**Real Pro's measure with STABILA**



## **STABILA – measuring tools for real professionals since 1889**

The quality of the measurement determines the quality of the work. Craftsmen therefore need measuring instruments on whose accuracy they can absolutely rely – in any weather and under the most rigorous conditions. STABILA has built robust measuring instruments for professional use since 1889 that any craftsman can immediately use. Anyone, who appreciates quality, can place his trust in STABILA.

**STABILA®** 

**MADE IN GERMANY**

[WWW.STABILA.DE](http://www.stabila.de)

## STABILA laser measuring instruments – saves time, saves errors, saves costs

### Laser measuring instruments for diverse areas of use

Laser levels and laser distance measurers are essential aids for any trade in construction due to their high level of accuracy and vast range. Rotation lasers are suitable for accurate levelling over great distances due to their working range of up to 500 m. With them, you can level horizontally and vertically and also create inclinations. Point and line lasers, on the other hand, are frequently used at close range. For direct work on visible laser lines and points, laser distance measurers are the first choice when it comes down to accurate, quick and simple distance measuring.



STABILA®



8–9 The different laser functions

10–11 Rotation lasers

12–13 LAR 250

14–15 LAR 200

16–17 LAPR 150

18–19 Point and line lasers

20–21 LAX 400

22–23 LAX 300

24–25 LAX 200

26–27 FLS 90

28–29 LA-5P

30–33 Accessories | Levelling rods | Tripods

34–35 Laser distance measurer

36–37 Overview of functions

38–39 LD 520

40–41 LD 420 | LD 320

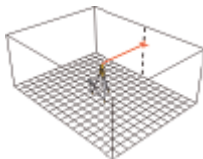
## Laser functions and spectrum of use

Our laser levels have eight different laser functions covering all methods of measuring required on the construction site. For this reason, the use of modern laser measuring technology is very versatile.

STABILA, as an internationally recognised measuring tool specialist, builds the right instrument for all uses and for every trade.

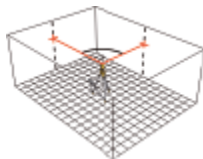
## The different laser functions

### Point function



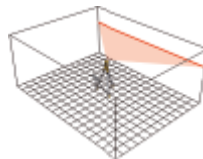
Function	Spectrum of use, e. g.
The laser beam exits horizontally and is visible on the targeted area as a point.	Alignment of prefabricated units in one line. Transfer of heights ...

### Right angle (90°)



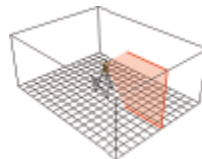
Function	Spectrum of use, e. g.
Laser beams come out at an angle of 90°.	Build partition walls. Mark layout on the floor. Markout tiles on floor ...

### Line function, horizontal



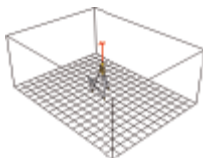
Function	Spectrum of use, e. g.
The laser projects a horizontal line onto the wall.	Tile layout on walls. Transfer of heights when placing the sockets. Alignment of wall-mounted cupboards ...

### Line function, vertical



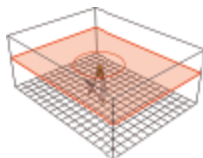
Function	Spectrum of use, e. g.
The laser projects vertical lines onto floors, walls and ceiling.	Mark and align stud walls. Installation of heating pipes. Installation of arcade roof lights ...

### Plumb-line function



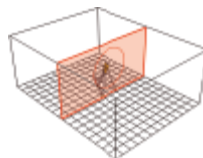
Function	Spectrum of use, e. g.
Transfers a determined point from the floor to the ceiling.	Layout lighting construction. Determine opening. Align construction elements ...

### Rotation function, horizontal



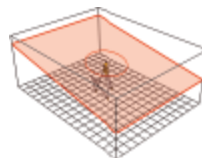
Function	Spectrum of use, e. g.
The laser beam rotates horizontally through 360° around its vertical axis.	Level the foundation when concreting, create path, pavement and garden areas. Suspend ceilings. Height compensation for ring beams ...

### Rotation function, vertical



Function	Spectrum of use, e. g.
The laser beam rotates vertically through 360° around its vertical axis.	Position prefabricated walls, level façade cladding and wooden casing. Transfer axes ...

### Inclination function



Function	Spectrum of use, e. g.
The horizontal plane is inclined to the desired position.	Create yard areas, parking places and terraces. Level garage accesses ...

## Safety advice:

The double safety system that we use ensures that the laser's power in our systems does not exceed that for laser Class 2 (under 1 milliwatt). Nevertheless, you should strictly avoid looking directly into the laser beam!





## STABILA rotation laser: level large areas precisely

Rotations lasers measure at a very high degree of accuracy and are therefore best suited – in interaction with a receiver – for use at great distances. They offer great functionality and are flexible in their use both inside and out.

### Overview of rotation lasers

Type



**LAR 250**  
Self-levelling rotation laser

**LAR 200**  
Self-levelling horizontal rotation laser

**LAPR 150**  
Self-levelling pendulum rotation laser



Laser functions



Laser class

2

2

2

Output

< 1 mW

< 1 mW

< 1 mW

Laser wavelength

635 nm

635 nm

635 nm

Self-levelling area  
horizontal + vertical

approx. ± 5°

approx. ± 5°

approx. ± 1°

Levelling accuracy

± 0.1 mm/m

± 0.1 mm/m

± 0.2 mm/m (horizontal)  
± 0.3 mm/m (vertical)

Working range set receiver

Ø 350 m\*

Ø 550 m\*

Ø 240 m\*

Operating life

approx. 120 h

approx. 120 h

approx. 80 h

Batteries included

2 x D 1.5 V

2 x D 1.5 V

2 x D 1.5 V

Protection class

IP 65

IP 65

IP 54

### Comprising

Laser

LAR 250

LAR 250

LAR 200

LAPR 150

LAPR 150

Remote control

✓

✓

–

–

–

Receiver

REC 300 Digital

REC 300 Digital

REC 300 Digital

REC

REC

90° angle rail

✓

✓

–

–

–

Laser goggles

✓

✓

–

✓

✓

Target plate

✓

✓

–

✓

✓

Rigid carrying case

✓

✓

✓

✓

✓

Construction tripod

–

BST-K-L

–

–

BST-K-M

Levelling rod

–

NL

–

–

NL

Art. No.

17106/3

17203/9

17062/2

17658/7

18458/2

\* At 21 °C, under optimum atmospheric conditions.

**Robust, durable, accurate**

- Fully automatic, motor-controlled rotation laser.
- Extreme robustness on account of the patented STABILA protector system.
- 8 functions cover all measuring methods on the construction site.
- With REC 300 Digital receiver: deviation can be read directly (in mm) on the reference level.
- 350 m working range.
- Measuring accuracy:  $\pm 0.1 \text{ mm/m}$ .
- For the hard day on the construction site.
- Water and dust-proof to IP 65.

Art. No. 17106/3 17203/9\*

\* with construction tripod and levelling rod

## Self-levelling rotation laser LAR 250 with the REC 300 Digital receiver



**IP 65**

### Laser functions

- Point function
- Right angle ( $90^\circ$ )
- Line function, horizontal
- Line function, vertical
- Plumb-line function
- Rotation function, horizontal
- Rotation function, vertical
- Inclination function

### Recommendation for application

- Concrete and piping specialists
- Garden designers and landscapers
- Reinforced concrete specialists
- Dry installers (dry walling)
- Fitters

### REC 300 Digital receiver:

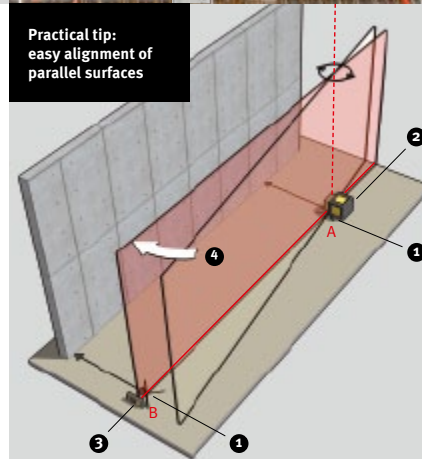
With this digital receiver you can read off the millimetre reference deviation directly in figures from the display. Long range: 8 cm high receiving area. Probably the fastest and most precise correction of heights provided by digital measuring techniques designed for the construction site.



**Inclination mode:** The STABILA LAR 250's levelling plane can be tilted  $5^\circ$  in one direction by remote control.



**Practical tip:**  
easy alignment of parallel surfaces



For this you need the LAR 250 with remote control unit, a folding rule and the REC 300 Digital receiver.

- 1 Measure distances A and B from the wall and ensure that they are parallel.
- 2 Position the laser over point A. Align the laser in the vertical position.
- 3 Place the receiver over point B.
- 4 Connect points A and B: rotate the vertical plane in the direction of the receiver using the remote control unit.

Reliable even at the greatest of distances

The specialist for outdoor horizontal applications: • Fully automatic motor-controlled rotation laser. • 550 m working range with REC 300 Digital receiver. • Easy to use – one switch operated. • Extremely robust due to STABILA protector system. • Measuring accuracy:  $\pm 0.1$  mm/m. • Water and dust-proof to with IP 65.

Art. No. 17062/2

## Self-levelling horizontal rotation laser LAR 200 with the REC 300 Digital receiver



### Laser functions

- Plumb-line function
- Rotation function, horizontal

### Recommendation for application

- Concrete and piping specialists
- Garden designers and landscapers
- Bricklayers
- Reinforced concrete specialists
- Carpenters

The four-stage test procedure demonstrates:  
Extremely robust



1. Drop test



2. Water test



3. Heat test



4. Dust test



REC 300 Digital receiver:  
More information on page 30.

**Extremely robust:** if the LAR 200 and tripod are knocked over – no problem! Just set up the tripod again, switch on and start measuring. The STABILA Protector System (patent applied for) cushions severe impacts. **Water and dust-proof to IP 65.** This says it all. And it is also cold and heat resistant, of course.

**Easy-to-use:** one switch – just press – one function – fast setup for reliable self levelling. **550 m working range:** when linked to the REC 300 Digital receiver it becomes the winning team for large sites. **Machine compatible:** the LAR 200 is compatible with most machine controls.





#### Laser functions

- Point function
- Right angle (90°)
- Line function, horizontal
- Line function, vertical
- Plumb-line function
- Rotation function, horizontal
- Rotation function, vertical

#### Recommendation for application

- Tilers
- Flooring fitters and Screed layers
- Dry installers (dry walling)
- Electricians
- Plumbers



## Self-levelling pendulum rotation laser LAPR 150



Change from horizontal to vertical position: The complete prism unit is swivelled precisely by 90° in the guide channel.



Battery drawer: Easy replacement directly on the tripod as well.

#### Quick, versatile, uncomplicated

- No waiting time: quick self-levelling due to pendulum technology geared to the construction site. Levels itself much more quickly than a motor-controlled rotation laser.
- Large working range: 240 m with receiver.
- The most important laser functions combined in one instrument: horizontal and vertical rotation, three-stage scan. Plumb 90° angle.
- Pendulum protected during transport by forced blocking.
- Protected in all positions by stable metal bows and shock-absorbing softgrip casing.
- Measuring accuracy, horizontal  $\pm 0.2$  mm/m, measuring accuracy in vertical operation:  $\pm 0.3$  mm/m.
- Protection class IP 54 (Protection against dust deposits in the interior. Protection against spray water from any direction).

Art. No. **17658/7** **18458/2\***











\* with construction tripod and levelling rod

## STABILA point and line laser: precise and quick marking and transfer

Point and line lasers are suitable for the interior if work is to take place on a visible line or a point. The compact instruments can easily be carried with their belt pouches and all have a measuring distance of up to 30 m. For line lasers with pulsed laser lines, the measuring distance can be distinctly extended by the use of a line receiver.



Type
Laser functions
Laser class
Output
Laser wavelength
Self-levelling range
Levelling accuracy
Line straightness
Laser beam accuracy
90° angle precision
Measuring distance
Measuring distance set receiver
Operating life
Batteries included
Protection class
<b>Comprising</b>
Laser
Receiver
Laser goggles
Target plate
Wall mounting
Belt pouch
Rigid carrying case
Laser telescopic support
Art. No.

Overview of point and line lasers				
LAX 400 Self-levelling multi-line laser	LAX 300 Self-levelling cross line plus plumb points laser	LAX 200 Self-levelling cross line laser	FLS 90 Floor line laser	LA-5P Self-levelling 5 point laser
				
				
2	2	2	2	2
< 1 mW	< 1 mW	< 1 mW	< 1 mW	< 1 mW
635 nm	635 nm	635 nm	635 nm	635 nm
approx. ± 4.0°	approx. ± 4.5°	approx. ± 4.5°	–	approx. ± 4.5°
± 0.3 mm/m	± 0.3 mm/m	± 0.3 mm/m	–	± 0.3 mm/m
± 0.2 mm/m	± 0.2 mm/m	± 0.2 mm/m	–	–
± 0.3 mm/m	± 0.3 mm/m (up) ± 0.4 mm/m (down)	–	–	± 0.3 mm/m (up) ± 0.4 mm/m (down)
± 0.3 mm/m	–	–	± 0.3 mm/m	± 0.2 mm/m
Visible line 20 m*	Visible line 20 m*	Visible line 20 m*	Visible line 15 m*	Visible point 30 m*
–	–	Up to 250 m**	–	–
approx. 10 h	approx. 20 h	approx. 30 h	approx. 20 h	approx. 20 h
4 x AA 1.5 V	3 x AA 1.5 V	3 x AA 1.5 V	3 x AA 1.5 V	3 x AA 1.5 V
IP 54	IP 54	IP 53	IP 54	IP 54
LAX 400	LAX 300	LAX 200	FLS 90	LA-5P
–	–	–	–	–
–	–	–	–	–
✓	–	–	–	–
✓	✓	–	✓	✓
✓	✓	–	–	✓
–	✓	✓	✓	✓
✓	–	–	–	–
–	–	–	–	–
–	–	–	–	–
–	–	–	–	–
18702/6	18327/1	17282/4	18574/9	18328/8
	18482/7	17283/1		18483/4

\* Indoors under typical operating conditions. \*\* At 21 °C, under optimum atmospheric conditions.

## The professional laser for interior construction

- A 360° horizontal line for marking, alignment and levelling around the entire room.
- **MANUALALIGNMENT:** Two vertical lines form a 90° angle. The knob on the housing is used for fine adjustment of the lines. The laser lines can be pivoted to a target position without losing the position of the plumb-line dot. Ideal for accurately positioning partition walls with U-profiles.
- Ideal for working directly on the laser lines. For transferring the layout from the floor to the ceiling. For quick and accurate plumb bobbing.
- Very bright, narrow and clean laser lines. Measuring distance of visible line 20 m.
- Stable aluminium housing cover to protect the horizontal laser optics.
- Shock-absorbent STABILA soft grip casing.
- Protection class IP 54 (protection against dust deposits on the inside. Protection against splash water from all directions).
- Pulsed laser lines for working over long distances: up to 60 m (measuring distance) with REC 210 Line receiver.

Art. No. 18702/6



## Self-levelling LAX 400 multi-line laser



### Laser functions

- Line function, horizontal
- Line function, vertical
- Right angle (90°)
- Plumb-line function

### Recommendation for application

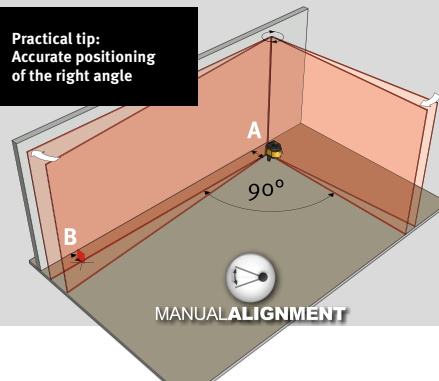
- Drywallers
- Tilers
- Electricians
- Plumbers
- Carpenters / joiners



**MANUALALIGNMENT** for accurate pivoting of the right angle

Use the knob on the housing to manually pivot the laser to the marking point or U-profile, creating the right angle.


**Practical tip:** Accurate positioning of the right angle



**NEW**

The two vertical laser lines of the LAX 400 allow right-angled rooms to be created.

- 1 Measure the marking points A and B parallel to the wall.
- 2 Position the laser on marking point A and the target plate on marking point B.
- 3 Roughly align the laser.
- 4 Use the knob on the housing to manually pivot the laser to the marking point, creating the right angle.



1) Park position. 2) Housing can pivot 360° inside the U-shaped housing. 3) The height of the laser can be adjusted thanks to the extendable foot. The bearing surface enables the laser to be positioned on elements such as U-profiles.

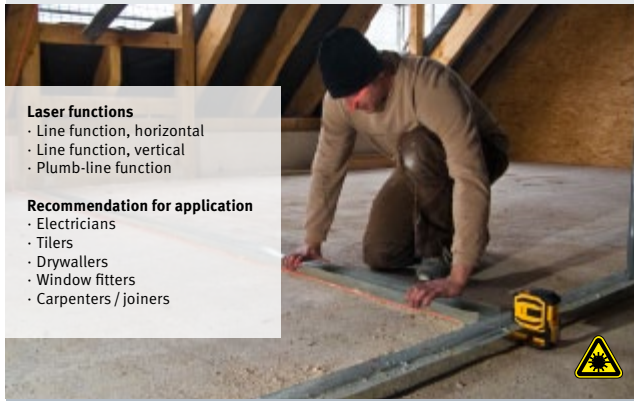
For marking out the floor, walls and ceiling at the same time

- One horizontal line, one vertical line, plumb-line points upwards and downwards, with an extendable foot.
- Optimal for working directly on the laser line. For the transfer of the layout from the floor to the roof. For quick and precise plumbing.
- Very bright, narrow and clear laser lines.
- The laser can be rotated through 360° in its housing.
- Shock-absorbent STABILA softgrip casing.
- Protection class IP 54 (Protection against dust deposits on the inside. Protection against splash water from all directions).
- Park position: Optimal protection of the optical equipment against dust and scratches by rotation inside the U-shaped housing.
- Pulsed laser lines for working over long distances: up to 250 m (measuring distance) with REC 210 Line receiver.

Art. No. 18327/1 18482/7\*

\* with laser telescopic support

## Self-levelling cross line plus plumb points laser LAX 300



### Laser functions

- Line function, horizontal
- Line function, vertical
- Plumb-line function

### Recommendation for application

- Electricians
- Tilers
- Drywallers
- Window fitters
- Carpenters / joiners



- 1) Park position.
- 2) The laser can be swivelled 360° within its housing.
- 3) The extendable foot can be used to adjust the laser's height.



The vertical laser line covers almost the entire room.

#### Laser functions

- Line function, horizontal
- Line function, vertical

#### Recommendation for application

- Electricians
- Tilers
- Drywallers
- Window fitters
- Carpenters / joiners



## Self-levelling cross line laser LAX 200



Line receiver REC 210 Line contained in the complete set (17283/1).



Parked position: optimal protection of the optical system against dust and scratches by turning the instrument through 180° in the U-shaped holder. V groove and a rare earth magnet – 5 times stronger than ordinary ferrite magnets: optimal hold on metal bars and tubes.

#### Razor sharp, long laser lines

Housing in U-grip rotatable through 360°. The total area can be covered.

- Locking position: enables marking of diagonally running courses.
- Pulsed laser lines for working over long distances: up to 250 m (measuring distance) with REC 210 Line receiver.
- Easy positioning: on the floor, on the tripod, with rare-earth magnets and V nut on metal and on the wall mounting.
- Perfect protection of measuring unit: automatic pendulum locking. In the parking position, full lens protection. Optimum protection against dust.
- Robust: STABILA anti-shock system with shock-absorbing softgrip housing. Also optimally protects the houses on the corners and edges.

Art. No. 17282/4 17283/1\*

\* with receiver

## Now up to 15 m visible laser lines on the floor

This handy laser allows really fast and clean work – whether laying tiles, parquet, laminate, carpet or PVC. The new optical system focuses the laser lines and projects them along the floor. This ensures optimum visibility – razor sharp lines up to 15 m. At the press of a button straight laser lines at a perfect 90° angle.

### Increase your productivity:

- Check the squareness of walls accurately.
- Fast layout markup.
- Working directly on the laser line is more accurate and saves time.
- Tiles can be 100 % exactly aligned.
- Chalk-lines are covered over with tile adhesive or easily rubbed away – laser lines remain visible.

Art. No. 18574/9

## Floor line laser FLS 90

### Laser functions

- Right angle (90°)

### Recommendation for application

- Tilers
- Flooring fitters
- Drywallers



### The innovative dual purpose base

#### On flat surfaces:

Positioning claws upwards. The laser can be used for any layout work.



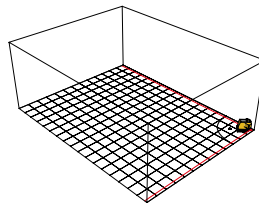
#### On tiles:

Positioning claws down. The dual purpose base is seated precisely on the tile and transfers a 90° angle into room.



With the floor line laser FLS 90, you can work directly on the laser line this is more accurate and saves time.

The STABILA floor line laser FLS 90 can be optimally positioned in the corners of rooms and creates an exact 90° angle ( $\pm 0.3$  mm/m).



Pulsed laser lines for working over long distances: up to 150 m (measuring distance) with REC 210 Line receiver.



The dual purpose base: The innovative base with its claws makes the exact positioning of the STABILA floor line laser FLS 90 on tiles particularly easy.

## Perfect transfer of 90° angles

• 5 laser points: Upwards and downwards plumb laser with extendable foot and 3 horizontal points which form two 90° angles. • Optimal for setting out and transferring right angles. For the transfer of the layout from the floor to the ceiling, for both straight and curved walls. For rapid and accurate alignment. • Thanks to the instrument's ability to transfer angles through 90°, more than one axis can be aligned at the same time and two right angles set out – for example for layouts used in dry-walling. • Very easily distinguishable, bright, narrow laser dots. Visible measuring distance of the dot 30 m. • Shock-absorbent STABILA softgrip casing. • Protection class IP 54 (Protection against dust deposits on the inside. Protection against splash water from all directions). • Park position: Optimal protection of the optical equipment against dust and scratches by rotation inside the U-shaped housing. Additional protective switch for sideways horizontal points.

Art. No. 18328/8 18483/4\*

\* with laser telescopic support

## Self-levelling 5 point laser LA-5P

### Laser functions

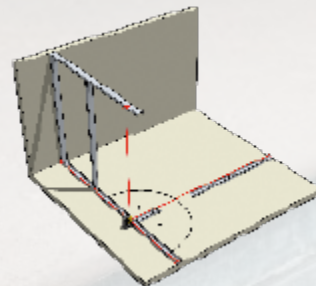
- Point function
- Right angle (90°)
- Plumb-line function

### Recommendation for application

- Dry installers (dry walling)
- Metalworkers
- Foremen
- Fitters



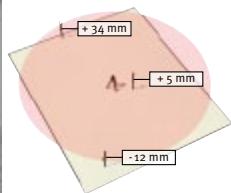
- 1) Park position. 2) The laser can be swivelled 360° within its housing.  
3) The extendable foot can be used to adjust the laser's height.



Work directly on u-profile channels thanks to the height extendable foot.

# Laser accessories

## Receiver



### REC 300 Digital receiver: measure more intelligently – work more efficiently

#### Digital display of the reference deviation in mm.

Read the deviation from the reference height directly in figures: exact mm readings. E. g. faster and more precise correction of strut positions and concrete levels. No troublesome moving the receiver on the levelling rod.



#### Measuring made simple.


A series of symbols indicate your distance from the reference height and whether you are too high or low. Two sensitivity levels simplify setting-up over longer or shorter distances. If you also switch on the acoustic signals, you can select two volume levels.



Art. No. 16957/2

STABILA®

## Levelling rod



### REC 210 Line receiver

For working over long distances or in bright indoor lighting conditions. For all STABILA lasers with pulsed laser lines: LAX 200, LAX 300, LAX 400, FLS 90.



Art. No. 16851/3

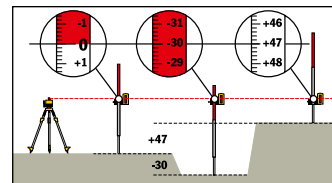
**NL** anodised aluminium levelling rod. For all STABILA laser receivers and receiving units. Extendable up to 240 cm; scale in “mm” gradations; ± 50 cm gradations. With adjustment slide for optimal display clarity and trouble-free height definition.

Art. No. 07468/5



A rotation laser, receiver, remote control and levelling rod are an unbeatable team. With it, one person can level quickly and safely over large distances. The work is particularly easy when you use the STABILA NL levelling rod:

1. Align the rod's zero mark to the laser beam.
2. Move the receiver on the levelling rod to bring it back in line with the laser beam's height at the new measurement point.
3. The height difference plus or minus can now be read from the NL's scale.



## Laser telescopic support



### LT 30 Laser telescopic support

Variable positioning of lasers at a required working height. Height: 20 – 365 cm Weight: 2.7 kg

Art. No. 18238/0





## Tripods

The tripod is one of the most important instruments when working with laser instruments. With the aid of a tripod mounted on a laser instrument, you can – depending on the type and height of the tripod – level out nearly any height from approx. 70 cm to 300 cm horizontally. Modern tripods are produced from aluminium and are thus very light but, at the same time, very stable. Rapid locking allows very quick alignment of the tripod on uneven terrain. The construction tripods with lifting column have tripod legs with spikes and a rotatable hard rubber shoe for scratch-free use indoors.



### BST-S

Construction tripod with spread stop, rapid locking and shoulder strap.  
Height: approx. 100 – 160 cm  
Thread: 5/8"  
Weight: 4.8 kg

Art. No. 18456/8



### BST-K-M

Construction tripod on air-cushioned lifting column, spread stop and quick-release fastener.  
Height: approx. 69 – 170 cm  
Thread: 5/8"  
Weight: approx. 6.0 kg

Art. No. 18195/6



### BST-K-L

Construction tripod on air-cushioned lifting column, spread stop and quick-release fastener.  
Height: approx. 98 – 220 cm  
Thread: 5/8"  
Weight: approx. 6.5 kg

Art. No. 18194/9



### BST-K-XL

Construction tripod with air-damped lifting column, metric scale, spread stop and quick-release fastener.  
Height: approx. 118 – 300 cm  
Thread: 5/8"  
Weight: approx. 7.3 kg

Art. No. 18560/2



### NK 100 base plate

Ideal for indoor construction work: a height-adjustable base plate (wall-mounting bracket) for rotation lasers. Hung on a nail or a profiled track. Range of applications: hanging suspended ceilings, screeding, etc.

Art. No. 15971/9



## Simply indispensable: STABILA laser distance measurer

From measuring out to taking dimensions right up to checking what's been built – measuring with laser distance technology can be found everywhere on the construction site. The advantages are obvious: extremely high measuring accuracy also over long distances, time and cost-saving, many additional measuring information without additional work.

### Overview of laser distance measurers

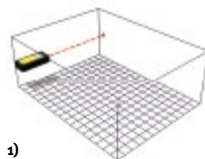
Type	LD 520 Laser distance measurer	LD 420 Laser distance measurer	LD 320 Laser distance measurer
Laser class	2	2	2
Output	< 1 mW	< 1 mW	< 1 mW
Laser wavelength	635 nm	635 nm	635 nm
Accuracy typical*	± 1.0 mm	± 1.0 mm	± 2.0 mm
Typical range*	0.05 – 200 m	0.05 – 80 m**	0.05 – 40 m***
Operating life	Up to 5,000 measurements	Up to 3,000 measurements	Up to 3,000 measurements
Batteries included	2 x AA	2 x AAA	2 x AAA
Bluetooth	Bluetooth Smart (4.0)	–	–
Inclination sensor	± 180°	–	–
Digital target locator	✓	–	–
Functions	18 functions	12 functions	8 functions
Protection class	IP 54	IP 65	IP 40
<b>Comprising</b>			
Laser	LD 520	LD 420	LD 320
Target plate	✓	–	–
Belt pouch	✓	✓	✓
Wrist strap	✓	✓	✓
Art. No.	<b>18562/6</b>	<b>18378/3</b>	<b>18379/0</b>

\* applies for 100 % target reflectivity (white painted wall), low background illumination, 25°C

\*\* without reflector plate (with reflector plate to 100 m), \*\*\* without reflector plate (with reflector plate to 50 m)

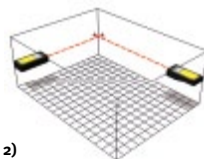
# Laser distance measurers: Overview of functions

- 1) Length measurement.
- 2) Area measurement.
- 3) Volume measurement.
- 4) Continuous measurement.
- 5) Chain measurements.



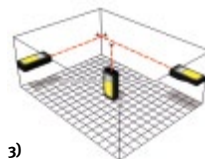
1)

LD 320 420 520



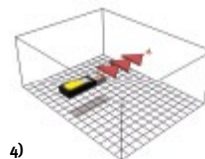
2)

LD 320 420 520



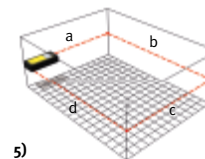
3)

LD 320 420 520



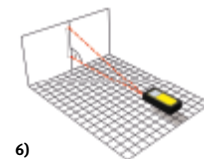
4)

LD 320 420 520



5)

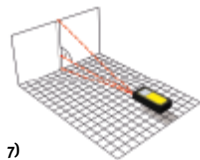
LD - 420 520



6)

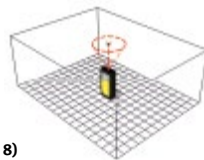
LD 320 420 520

- 6) Pythagoras function 1: Determines a distance using two related measurements.



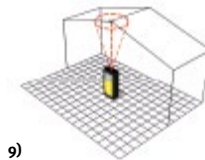
7)

LD 320 420 520



8)

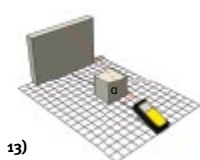
LD 320 420 520



9)

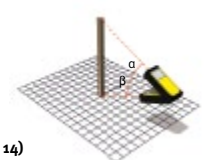
LD 320 420 520

- 9) Maximum tracking: Continuous measurement to determine e.g. the maximum diagonal measurement.



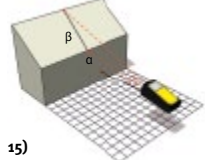
13)

LD - - 520



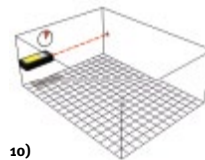
14)

LD - - 520



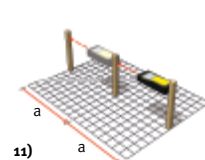
15)

LD - - 520



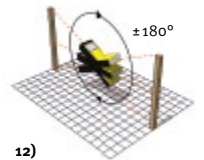
10)

LD - 420 520



11)

LD - 420 520



12)

LD - - 520

- 11) Stake out distances.

- 12) Inclination measurement: The inclination sensor measures inclinations in the range  $\pm 180^\circ$ .

- 13) Indirect distance measurement: Allows measurement of a horizontal line that cannot be directly accessed.

- 14) Indirect height measurement: Determines a height (e.g. of a building) that does not offer a suitable reflection point.

- 15) Measurement of inclined objects: Enables inclined, not directly accessible distances (e.g. a roof slope) to be measured.

- 16) Elevation profile measurement: Determines the difference in height between a reference point and other measurement points.

- 17) Trapezoidal measurement: Allows measurement of oblique lines that are not directly accessible.

- 18) Triangular area measurement: Calculates the area of a triangle by measuring the sides of the triangle.

## Digital Target Locator. The smart way to measure

- Digital target locator with 4x zoom to measure distances up to 200 m.
- 2.4" colour display.
- High image resolution – pin-sharp images even in strong light.
- Bluetooth® Smart (4.0) offers simple data exchange, e.g. with iPhone or iPad.
- New **STABILA Measures** app lets you insert measurements directly into photos or drawings.
- 360° inclination sensor for flexible measurement from any position (displays  $\pm 180^\circ$ ). The sensor allows you to make absolutely horizontal measurements and is also the basis for several new measurement functions (e.g. measuring over obstructions).
- Built-in calculator lets you multiply or divide measurement data by fixed values (e.g. hourly rates or materials costs). This gives you usable calculated figures, enabling you to give meaningful quotations on site.
- Comprehensive function package.
- Professional measurement accuracy, typical  $\pm 1.0$  mm.
- IP 54 protection class against rain / dust.
- Robust, impact-resistant housing with shock-absorbing softgrip cover.


Art. No. 18562/6

STABILA® 

## Laser distance measurer LD 520




## Laser distance measurer LD 520



Full view



2x zoom



4x zoom

### In the crosshairs: exact targeting even in strong sunlight

- Very useful in strong sunshine and over long distances: you no longer have to look for a little red laser point.
- Large colour camera display allows you to align the LD 520 accurately to the target point.
- Enlarge or reduce the view with the 4x zoom.
- Crosshair sight helps you aim at the target point. The distance is then measured precisely.
- Display brightness can be easily adjusted to suit ambient light conditions.
- The light sensor automatically controls the display lighting. This helps conserve battery life.

The range and accuracy specifications fulfil the new ISO 16331-1 standard.



**Do you use mobile devices such as the iPhone or iPad on the building site?** If so you will be impressed by the facilities offered by the LD 520. The integrated Bluetooth® Smart technology (4.0) allows wireless transfer of your measurement data from the LD 520.

We have developed a free app for your iPhone or iPad, **STABILA Measures**, enables you to produce drawings of areas, spaces and buildings, or quick sketches by hand, and to dimension them directly.

Also measuring data can be easily inserted into photos of the site. As a result you can document everything straight away on site and communicate with your team via your smartphone.



## The measuring genius

The LD 420 is flexible in use. You add your personal constants to the memory – for example the working hour costs, the price per square metre of a material – then measure the rooms, use your constants to calculate the costs and present your offer in next to no time.

- You can call up additional information for many functions (Pythagoras, area, volume etc.): e.g. scope, wall and ceiling areas etc.
- Building site compatible design: The new LD 420 is protected against water and dust in accordance with IP 65 and has an impact-resistant housing with shock-absorbing STABILA softgrip casing.
- Measuring accuracy: type  $\pm 1.0$  mm.
- Range: type 0.05 – 80 m.

Art. No. **18378/3**



The range and accuracy specifications fulfil the new ISO 16331-1 standard.

STABILA®


## Laser distance measurer LD 420



Belt pouch for easy carrying.



## Laser distance measurer LD 320



Belt pouch for easy carrying.

## The compact class

Provides all the measuring technology that many craftsmen need on the building site.

- Rapid measurements – easy to operate measuring functions.
- Good readability thanks to large figures and illuminated display.
- Impact-resistant housing with shock-absorbing STABILA softgrip casing.
- Measuring accuracy: type  $\pm 2.0$  mm.
- Range: type 0.05 – 40 m.

Art. No. **18379/0**



The range and accuracy specifications fulfil the new ISO 16331-1 standard.

STABILA laser measuring instruments 40 – 41

## You will find out here why STABILA spirit levels are so special:

### The best quality is worthwhile. Sooner or later.

Every craftsman knows that not everything runs smoothly on the construction site. How good it is then when you can rely on the fact that your tools will not let you down when you need them. Just imagine: your spirit level falls from the scaffold and, after a hard bang, it works just as accurately as it did on the first day. That is STABILA quality! STABILA spirit levels are constructed with a fixed moulded vial which measures absolutely accurately even under demanding conditions – no readjustment necessary. For this reason craftsmen worldwide trust our spirit levels. At STABILA, every craftsman finds the right spirit level: depending on his requirements and application needs – light or robust, short or long, up to and including special spirit levels which are intended completely for one trade.



STABILA® 

MADE IN GERMANY

[WWW.STABILA.DE](http://WWW.STABILA.DE)

**10 years  
GUARANTEE**

44-45 How do you recognise a good spirit level?

#### Spirit levels

- 46-47 Type R 300
- 48-49 Series 196
- 50-51 Series 96
- 52-53 Series 196 electronic IP 65
- 54-55 Series 80 A
- 56-57 Series 70
- 58-59 Series 106 T
- 60-61 Type 80 M Installation
- 62-63 Series Pocket
- 64-65 Series 81 S

For the warranty declaration, see back page.

## STABILA spirit levels – the basic principle of precision:

### Adjusted with micrometre precision and unshakeably bonded

In STABILA spirit levels, the vial, the vial block holder and the measuring surfaces of the profile are adjusted precisely to one another in the production process and permanently bonded with synthetic resin. Only in this manner is it guaranteed that all components are parallel and unshakeably aligned to one another so that the spirit level measures accurately even after many years of rugged use.



100 percent accuracy – permanently true

### This is how we secure permanent precision:




#### STABILA installation technology:

The precision manufacturing technology makes for long-term accuracy. In a special casting process, the three components are firmly bonded forever.

You can trust your spirit level that it will maintain its accuracy for life. It remains accurate just as it was on the first day. No readjustment, no doubts, always accurate measurements – even under the most difficult construction site conditions.

#### Vials:

Highly accurate internal contours. Embedded corrosion-free reference rings. No hindrance of bubble through static loading or mechanical influence. Fluorescent vial liquid with high resistance against UV rays.



#### Temperature protection:

Our spirit levels are extremely temperature-resistant. We guarantee accurate readings from -20 °C to +50 °C.

### This is how we enable optimum handling:




#### Profile:

The profile is the extension of the vial. This is why it has to be made of lasting and stable material. The powder-coated surface is robust and easy to clean.

#### Normal position / reverse position:

Only spirit levels whose vials are suitable for the reverse position display reliable measurements in this position.



#### Measuring surfaces:

Depending on the design, a spirit level is equipped with one or two measuring surfaces. The second measuring surface increases the possibilities of use.

#### End caps:

Permanent end caps made of impact-resistant plastic are used to protect measuring areas reliably.



#### Magnet system:

Rare-earth magnets with additionally strong adhesive force. You always have your hands free in aligning and adjusting metal objects.



## Short portrait: Type R 300

- Extremely robust: Torsion-resistant five-chamber 'R' profile.
- Extremely stable: Extra-wide measuring surface (4 cm).
- Exact line-marking: Three accurate linemarking and cutting edges over the full length.
- Extremely handy: Handrail with finger groove over the full length.
- High level of measuring accuracy. In normal and reverse position 0.5 mm/m.
- Two coated measuring surfaces.
- Patented anti-slip stoppers make for a firm seat when marking.
- Removeable end caps alleviate use right in the corner.
- Shock-absorbing end caps protect the spirit level profile if it falls.
- 10 years warranty.

## Type R 300

### Type

Accuracy in normal position

Accuracy in reverse position

Measuring surfaces

Vial type

End caps

### Length / Art. No.

61 cm

81 cm

100 cm

122 cm

183 cm

200 cm

244 cm

### R 300

0.029° = 0.5 mm/m

0.029° = 0.5 mm/m

2 x

1 x horizontal

2 x vertical

Removeable /

Anti-slip stopper /

Shock absorbers

18371/4

18372/1

18373/8

18374/5

18375/2


18450/6

18376/9



### Extremely robust:

Torsion-resistant five-chamber 'R' profile. Developed for the most demanding building site use.



### Extremely stable:

Extra-wide measuring surface. Prevents tip-overs during the measuring process.



### Exact line-marking:

Three accurate linemarking and cutting edges over the full length. Continuous bridge over the horizontal vial.



### Extremely handy:

Handrail with finger groove over the full length. Easy to use when measuring and carrying.



## Short portrait: Series 196

- Extra stiff aluminium rectangular profile with reinforcing ribs.
- High level of measuring accuracy. In normal and reverse position 0.5 mm/m.
- Two milled measuring surfaces of up to 122 cm.
- Patented anti-slip stoppers make for a firm seat when marking.
- Removeable end caps alleviate use right in the corner.
- Shock-absorbing end caps protect the spirit level profile if it falls.
- Finger-grip opening for firm, secure hold.
- 10 years warranty.



## Series 196

### Type

Accuracy in normal position	0.029° = 0.5 mm/m
Accuracy in reverse position	0.029° = 0.5 mm/m
Measuring surfaces	2 x
Vial type	1 x horizontal 2 x vertical
End caps	Removeable / Anti-slip stopper / Shock absorbers
Special feature	-

### Length / Art. No.

61 cm	15233/8
81 cm	15234/5
100 cm	15235/2
122 cm	15236/9
183 cm*	15237/6
200 cm*	17209/1



### 196-2

Accuracy in normal position	0.029° = 0.5 mm/m
Accuracy in reverse position	0.029° = 0.5 mm/m
Measuring surfaces	2 x
Vial type	1 x horizontal 2 x vertical
End caps	Removeable / Anti-slip stopper / Shock absorbers
Special feature	-



### 196-2 LED

Accuracy in normal position	0.029° = 0.5 mm/m
Accuracy in reverse position	0.029° = 0.5 mm/m
Measuring surfaces	2 x
Vial type	1 x horizontal 2 x vertical
End caps	Removeable / Anti-slip stopper / Shock absorbers
Special feature	LED



Removeable, shock-absorbing end caps with anti-slip stopper



Finger-grip opening for firm, secure hold.



Type 196-2 LED: Illuminated vials. Optimum readability.

\* Continuous bridge over the horizontal vial increases the stability of the profile.

## Short portrait: Series 96

- Extra stiff aluminium rectangular profile with reinforcing ribs.
- Measuring accuracy in normal position 0.5 mm/m and in reverse position 0.75 mm/m.
- Two milled measuring surfaces of up to 122 cm.
- Patented anti-slip stoppers make for a firm seat when marking.
- Removeable end caps alleviate use right in the corner.
- Shock-absorbing end caps protect the spirit level profile if it falls.
- 10 years warranty.



## Series 96

Type	96-2	96-2 M	96-2 K
Accuracy in normal position	0.029° = 0.5 mm/m	0.029° = 0.5 mm/m	0.029° = 0.5 mm/m
Accuracy in reverse position	0.043° = 0.75 mm/m	0.043° = 0.75 mm/m	0.043° = 0.75 mm/m
Measuring surfaces	2 x	2 x	1 x
Vial type	1 x horizontal 2 x vertical	1 x horizontal 2 x vertical	1 x horizontal 2 x vertical
End caps	Removeable / Anti-slip stopper / Shock absorbers	Removeable / Anti-slip stopper / Shock absorbers	Removeable / Anti-slip stopper / Shock absorbers
Special feature	–	Rare-earth magnet	Knocking protection
<b>Length / Art. No.</b>			
40 cm	15225/3	15852/1	–
61 cm	15226/0	15853/8	–
81 cm	15227/7	15854/5	16403/4
100 cm	15228/4	15855/2	–
122 cm	15229/1	15856/9	–
183 cm*	15230/7	15857/6	–
200 cm*	15231/4	15858/3	–
244 cm*	15232/1	–	–



Patented anti-slip stoppers make for a firm seat when marking.



**Type 96-2 M:** Rare-earth magnets with additionally strong adhesive force. You always have your hands free in aligning and adjusting metal objects.



**Type 96-2 K:** Patented impact protection. Correct bricks, if out-of-line, with light taps of a trowel.

\* Continuous bridge over the horizontal vial increases the stability of the profile.



## Short portrait: Series 196 electronic IP 65

- Extra stiff aluminium rectangular profile with reinforcing ribs.
- Completely washable. Dust and water-proof in accordance with IP 65.
- Two digital displays optimally readable in any situation of use – illuminated at the touch of a button.
- Audible target guide with three different signals.
- High level of measuring accuracy. In normal and reverse position 0.5 mm/m.
- Two milled measuring surfaces.
- Instant measurement determination.
- A battery life of about 150 years.
- Includes bag for secure transport.
- 10 years warranty\*.

## Series 196 electronic IP 65

### Type

Accuracy in normal position  
Accuracy in reverse position  
Accuracy with electronic inclination measurement

### Measuring surfaces

Vial type

End caps

Display modi

Special feature

### Length / Art. No.

40 cm	17705/8
61 cm	17670/9
81 cm	17671/6
100 cm	17672/3
122 cm	17673/0
183 cm (without transport case)**	17706/5

### 196-2 electronic IP 65

0.029° = 0.5 mm/m  
0.029° = 0.5 mm/m  
at 0° and 90° = ± 0.05°,  
from 1° to 89° = ± 0.2°

2 x

1 x horizontal  
2 x vertical

Removeable /  
Anti-slip stopper /  
Shock absorbers

°, %, mm/m, in/ft –  
decimal and as fraction

–



### 196-2-M electronic IP 65

0.029° = 0.5 mm/m  
0.029° = 0.5 mm/m  
at 0° and 90° = ± 0.05°,  
from 1° to 89° = ± 0.2°

2 x

1 x horizontal  
2 x vertical

Removeable /  
Anti-slip stopper /  
Shock absorbers

°, %, mm/m, in/ft –  
decimal and as fraction

Rare-earth magnet

17677/8

17707/2



Both digital displays illuminated at the push of a button: Ideal for working in twilight and when shadowed by the body.



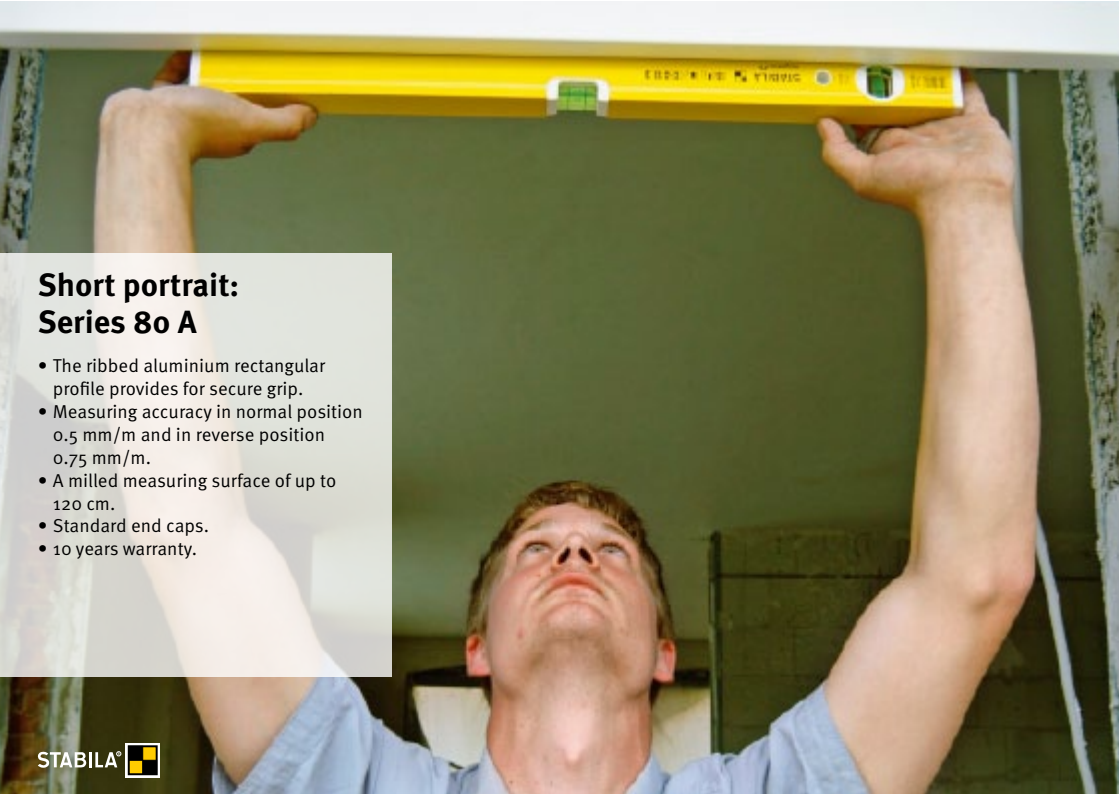
Completely washable. Dust and water-proof in accordance with IP 65.



**Type 196-2-M electronic IP 65:** Rare-earth magnets with additionally strong adhesive force. You always have your hands free in aligning and adjusting metal objects.

\*The "10 years"-guarantee applies to the guaranteed characteristics of the level, it does not apply to the electronic module that is integrated in the product.

\*\*Continuous bridge over the horizontal vial increases the stability of the profile.



## Short portrait: Series 80 A

- The ribbed aluminium rectangular profile provides for secure grip.
- Measuring accuracy in normal position 0.5 mm/m and in reverse position 0.75 mm/m.
- A milled measuring surface of up to 120 cm.
- Standard end caps.
- 10 years warranty.

## Series 80 A

### Type

Accuracy in normal position
Accuracy in reverse position
Measuring surfaces
Vial type
End caps
Special feature

### Length / Art. No.

30 cm
40 cm
50 cm
60 cm
80 cm
100 cm
120 cm
150 cm
180 cm
200 cm





### 80 A

0.029° = 0.5 mm/m
0.043° = 0.75 mm/m
1 x
1 x horizontal 1 x vertical
Standard
-
<b>16047/0</b>
<b>16048/7</b>
<b>16049/4</b>
<b>16050/0</b>
<b>16051/7</b>
<b>16052/4</b>
<b>16053/1</b>
-
-
-

### 80 AM

0.029° = 0.5 mm/m
0.043° = 0.75 mm/m
1 x
1 x horizontal 1 x vertical
Standard
Rare-earth magnet
-
<b>16063/0</b>
-
<b>16064/7</b>
<b>16065/4</b>
<b>16066/1</b>
<b>16067/8</b>
<b>16068/5</b>
<b>16069/2</b>
<b>16070/8</b>



Only spirit levels, whose vials are suitable for the reverse position, display reliable measurements in this position.



**Type 80 AM:** Rare-earth magnets with additionally strong adhesive force. You always have your hands free in aligning and adjusting metal objects.

## Short portrait: Series 70

- Smooth aluminium rectangular profile.
- Ideal light spirit level.
- Easy to clean.
- Measuring accuracy in normal position 0.5 mm/m.
- One coated measuring surface.
- Standard end caps.
- 10 years warranty.



## Series 70

### Type

Accuracy in normal position

Measuring surfaces

Vial type

End caps

Special feature

### Length / Art. No.

30 cm

40 cm

50 cm

60 cm

80 cm

100 cm

120 cm

150 cm

180 cm

200 cm

### 70

0.029° = 0.5 mm/m

1 x

1 x horizontal

1 x vertical

Standard

–

02281/5

02282/2

02283/9

02284/6

02286/0

02288/4

02289/1

02290/7

02291/4

02292/1

### 70 W

0.029° = 0.5 mm/m

1 x

1 x horizontal

1 x vertical

1 x rotatable angle vial

Standard

–

–

02472/7

–

02474/1

02475/8

02478/9

–

–

–

–

### 70 M

0.029° = 0.5 mm/m

1 x

1 x horizontal

1 x vertical

Standard

Rare-earth magnet

02871/8

02872/5

02143/6

02874/9

02875/6

02876/3

02149/8


02877/0

02878/7

02879/4



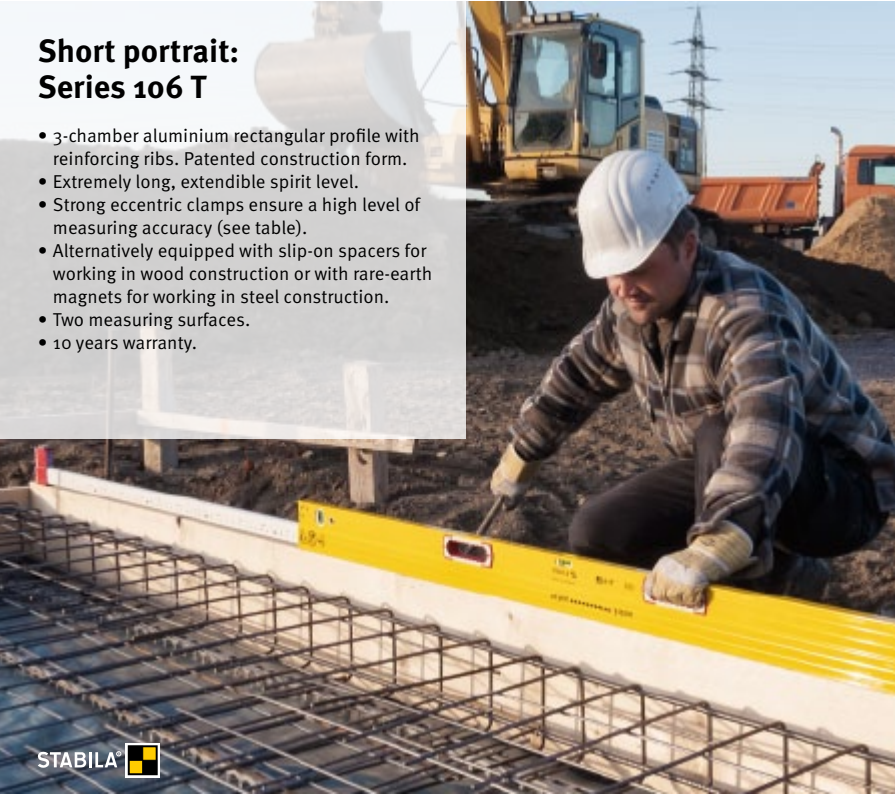
**Type 70 W:** Rotatable angle vial to determine variable inclinations.



**Type 70 M:** Rare-earth magnets with additionally strong adhesive force. You always have your hands free in aligning and adjusting metal objects.

## Short portrait: Series 106 T

- 3-chamber aluminium rectangular profile with reinforcing ribs. Patented construction form.
- Extremely long, extendible spirit level.
- Strong eccentric clamps ensure a high level of measuring accuracy (see table).
- Alternatively equipped with slip-on spacers for working in wood construction or with rare-earth magnets for working in steel construction.
- Two measuring surfaces.
- 10 years warranty.



## Series 106 T

### Type

Accuracy in normal position

Accuracy in reverse position (closed)

Measuring surfaces

Vial type

End caps

Special feature

### Length / Art. No.

183 – 315 cm

186 – 318 cm

213 – 376 cm

216 – 379 cm

### 106 T

0.029° = 0.5 mm/m  
0.057° = 1.0 mm/m  
(extended)

0.043° = 0.75 mm/m

2 x

1 x horizontal  
2 x vertical

Standard

Small plates with  
spacers

17708/9

–

17709/6

–

### 106 TM

0.029° = 0.5 mm/m  
0.057° = 1.0 mm/m  
(extended)

0.043° = 0.75 mm/m

2 x

1 x horizontal  
2 x vertical

Standard

Rare-earth magnet

–

17710/2

–

17711/9



**Type 106 TM:** Rare-earth magnets with additionally strong adhesive force. You always have your hands free in aligning and adjusting metal objects.



**Type 106 T:** Spacers to even out irregularities.



**Type 106 T:** The spacers are placed on the plates of the upper measuring area. Turn once – firmly in place.



## Short portrait: Type 80 M Installation

- Aluminium rectangular profile with installation dimensions marked for quick transfer of installation points.
- Measuring accuracy in normal position 0.5 mm/m and in reverse position 0.75 mm/m.
- Patented anti-slip stoppers make for a firm seat when marking.
- Extra strong rare-earth magnets enable free-hand working when aligning GIS modules.
- One coated measuring surface.
- 10 years warranty.

## Type 80 M Installation

### Type

Accuracy in normal position
Accuracy in reverse position
Measuring surfaces
Vial type
End caps
Special feature

### Length / Art. No.

60 cm
100 cm

### 80 M Installation

0.029° = 0.5 mm/m
0.043° = 0.75 mm/m
1 x
1 x horizontal
1 x vertical
Anti-slip stopper
Rare-earth magnet

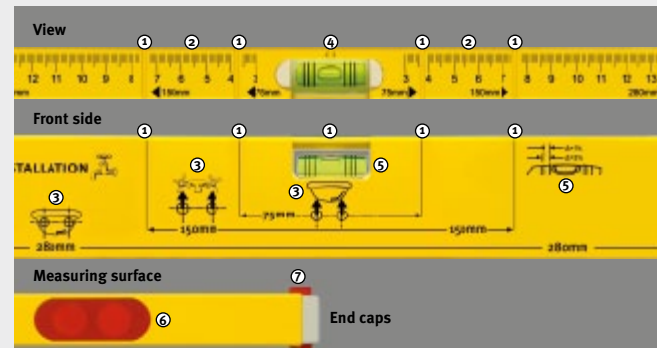


All common installation measurements are printed on the profile: aligning, marking, drilling.



Only spirit levels, whose vials are suitable for the reverse position, display reliable measurements in this position.

1. Notches for the transfer of marking points.
2. Printed, centimetre scale starting at the centre.
3. Printed with all common installation measurements. Identical with marking notches on the upper side.
4. Easy marking: Continuous bridge behind the horizontal vial.
5. Six ring vial for marking 1% and 2% slopes.
6. Extra strong rare earth magnets even adhere to small metal surfaces.
7. Patented anti-slip stopper at both ends.



## Short portrait: Type 70 electric

- Smooth aluminium rectangular profile.
- Measuring and marking of switches and sockets in one operation.
- Marking aids with standard distances. The distance and combination of drill holes as required by DIN 49075.
- Measuring accuracy in normal position 0.5 mm/m.
- Patented anti-slip stoppers make for a firm seat when marking.
- One coated measuring surface.
- 10 years warranty.



## Type 70 electric

### Type

Accuracy in normal position

Measuring surfaces

Vial type

End caps

Special feature

### Length / Art. No.

43 cm

120 cm



### 70 electric

0.029° = 0.5 mm/m

1 x

1 x horizontal

1 x vertical

Anti-slip stopper

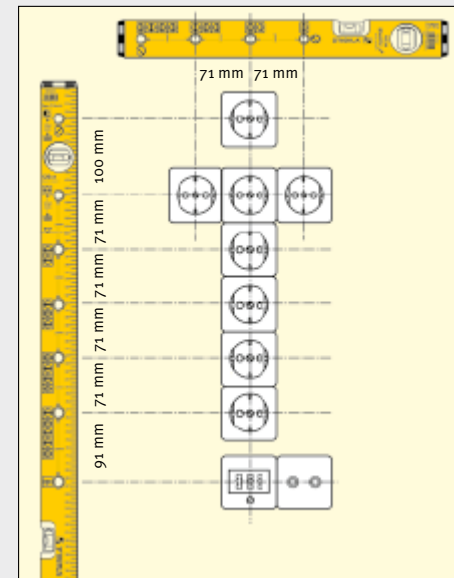
Marking holes

16135/4

16136/1



Patented anti-slip stoppers make for a firm seat when marking.




**Warning:** May not comply with the country-specific installation standards.



## Short portrait: Series Pocket

- Professional mini-format spirit level.
- The mini-format hardly needs any space and can always be carried with you.
- Perfect for alignment in inaccessible places.
- Measuring accuracy in normal position 1.0 mm/m.



## Series Pocket



Type	Pocket Basic	Pocket Electric	Pocket Magnetic	Pocket PRO Magnetic
Accuracy in normal position	0.057° = 1.0 mm/m	0.057° = 1.0 mm/m	0.057° = 1.0 mm/m	0.057° = 1.0 mm/m
Vial type	1 x horizontal	1 x horizontal	1 x horizontal	1 x horizontal
Measuring surfaces	1 x	1 x	1 x	2 x with V nut
Special feature	–	–	Rare-earth magnet	Rare-earth magnet
<b>Length / Width / Height / Art. No.</b>				
7 cm / 2 cm / 4 cm	<b>17773/7</b>	<b>17775/1</b>	<b>17774/4</b>	–
7 cm / 2 cm / 4 cm (with belt clip)	<b>18114/7</b>	<b>18115/4</b>	<b>18116/1</b>	<b>17768/3</b>



### Pocket Electric

**Clever: the channel for the screw-driver.**  
The switch etc. can therefore be quickly and easily adjusted while the spirit level is still in position. The additional base measuring surface makes the Pocket Electric a useful and constant companion not only for electricians.



### Pocket PRO Magnetic

**STABILA tip for vertical measurements:**  
The photo shows the new Pocket PRO Magnetic with a V groove. Thanks to its rectangular aluminium frame and its magnet, the horizontal vial can also be used for vertical measurements.

## Short portrait: Series 81 S

- Strong aluminium die-cast profile.
- The trapezoid form makes it easier to grip.
- Measuring accuracy in normal position 0.5 mm/m and in reverse position 0.75 mm/m.
- Milled measuring surface.
- 10 years warranty.

## Series 81 S

### Type

Accuracy in normal position	0.029° = 0.5 mm/m
Accuracy in reverse position	0.043° = 0.75 mm/m
Measuring surfaces	1 x
Vial type	1 x horizontal 1 x vertical

### Special feature

### Length / Art. No.

25 cm	02500/7
25 cm (with belt pouch)	02501/4
40 cm	02502/1
50 cm	02503/8
60 cm	02504/5
80 cm	02505/2
100 cm	02506/3

### 81 S

0.029° = 0.5 mm/m
0.043° = 0.75 mm/m
1 x
1 x horizontal 1 x vertical
-

02500/7
02501/4
02502/1
02503/8
02504/5
02505/2
02506/3

### 81 S REM

0.029° = 0.5 mm/m
0.043° = 0.75 mm/m
1 x
1 x horizontal 1 x vertical
Rare-earth magnet

15348/9
17832/1
-
-
-
-
-

### 81 SV REM W45

0.029° = 0.5 mm/m
0.043° = 0.75 mm/m
1 x with V nut
1 x horizontal 1 x vertical
Rare-earth magnet

-
16672/4
-
-
-
-
-



**Type 81 S REM:**  
Rare-earth magnets with additionally strong adhesive force. You always have your hands free in aligning and adjusting metal objects.



**Type 81 SV REM W45:**  
Six-ring vial for 1% and 2% gradients.



**Type 81 SV REM W45:**  
Fixed 45° angle vial for direct testing of struts and 45° piping.



**Type 81 SV REM W45:**  
Extra-strong adhesion to pipes and other steel items thanks to the milled measuring surface with a V nut and rare-earth magnets.

## STABILA standards – the measure of many things since 1889

At the end of the 19th century, Anton Ulrich and his brother Franz were awarded a patent for a spring-loaded joint for folding rules and with it they laid the foundation stone for the success story of the STABILA company. Still today, STABILA standards stand in many respects for measuring in best craftsman's quality.

**Material and coating:** For the starting material for folding rules, optimum breaking resistance and elasticity are decisive. The coating has to defy all adversities in use.

**Printing:** The measuring scale, as the most important component, has to have a clear printed image and a clear difference between the ones and ten digits.

**Joints:** STABILA mainly uses joints from hardened spring steel which ensures precise engagement and long-term spring action. The special design makes the joint smooth and durable.

STABILA®



### Rules

70-71 Series 600 | Series 600 N-S  
Series 900 | Series 1000

All STABILA rules meet the new MID directive applicable for the whole of Europe. With the CE and Metrology marking and EC-type examination certificate.

Springs are built in under the highly durable jointing plate. The rivets are concealed. The sections are 3.3 mm thick and extremely weatherproof and wear-resistant. The ends are painted red. The black graduation scale with red tens is clearly and regularly printed. With the CE and metrology marks plus the EU type approval certification. Accuracy class III.

## Folding rules Series 600



Type	Length	Width	Sections	Colour	Gradation	Art. No.
617	2 m	16 mm	10	White/Yellow	cm/mm	01128/4
617/11	3 m	16 mm	15	White/Yellow	cm/mm	01231/1
607	2 m	16 mm	10	Light yellow	cm/mm	01104/8
1607	2 m	16 mm	10	White	cm/mm	01134/5
1607	2 m	16 mm	10	White	cm/inch	01133/8

## Folding rules Series 900



Type	Length	Width	Sections	Colour	Gradation	Art. No.
907	2 m	16 mm	10	Yellow	cm/mm	01604/3
1907	2 m	16 mm	10	White	cm/mm	01634/0

The approx. 3.3 mm thick beech sections are connected by sprung jointing plates. The ends are painted red. The black graduation scale with red tens is clearly and evenly printed. A particularly economical STABILA rule. With the CE and metrology marks plus the EU type approval certification. Accuracy class III.

## Folding rules Series 600 N-S



Type	Length	Width	Sections	Colour	Gradation	Art. No.
607 N-S	2 m	16 mm	10	Natural	cm/mm	18208/3
607 N-S	2 m	16 mm	10	Natural	cm/inch	18214/4
607 N-S	2 m	16 mm	12	Natural	cm/mm	18212/0
601 N-S	1 m	16 mm	6	Natural	cm/mm	18206/9

The slim, elegant folding rule from the inventor of the folding rule. Thin highquality white beech slats, only 2.5 mm thick. Concealed rivets and hardened steel springs. The environmentally friendly dipped lacquer finish provides the scale with unsurpassed weather protection. With the CE and metrology marks plus the EU type approval certification. Accuracy class III.

The extremely durable joints with steel spring rollers can also be set at a right angle. The double millimetre scale is deeply impregnated. The tens are highlighted in red. When folded out the rule provides a continuous straight edge so it can also be used as a ruler for marking out. With the CE and metrology marks plus the EU type approval certification. Accuracy class III.

## Plastic folding rules Series 1000



Type	Length	Width	Sections	Colour	Gradation	Art. No.
1007	2 m	16 mm	10	White	cm/mm	01001/0
1004	1 m	13 mm	10	White	cm/mm	01004/1

## STABILA measuring tapes – proven, practical, durable

The unique advantage of a measuring tape is that it can provide measurements up to 100 m long in a compact form. There are different types of measuring tapes to suit different applications and different measurement distances.

**Pocket tape measures:** Usable anywhere, small, light and easy to carry, on your belt or in your pocket, and ideal for measurements up to approx. 10 m.

**Cased measuring tapes:** For measuring distances up to 30 m.

**Open-frame measuring tapes:** For measuring distances up to 100 m, as commonly required in road construction and landscaping work.



### Tape properties

#### • Important for pocket measuring tapes:


Resistant coating for the protection of the measuring scales against wear through particles of dirt.

#### • Casing and frame tape measure:

Steel polyamide or glass fibre tapes. Equipment and material protect against wear and tape breakage.

### Case:

For protection and safe handling, permanently stable, secure and accessible. With good pocket measuring tapes, the grip zone is now often covered with soft rubber. And otherwise too: only high-quality well processed materials are used for STABILA measuring tapes.



### The STABILA spikes hook:

Many STABILA pocket measuring tapes have the spikes hook which prevents the tape from slipping on smooth surfaces.



### The STABILA universal hook:

Ideal for long tape measures. A special hook with a spike coating. Also with an eyelet for quick-release fixing.

### Pocket tape measures

74-75 BM 40 | BM 30  
76 BM 20

### Cased measuring tapes

77 Type architect  
78 Series BM 50

### Open-frame measuring tapes

79 Series BM 42

All STABILA measuring tapes meet the new MID directive applicable for the whole of Europe. With the CE and Metrology marking and EC-type examination certificate.

The measuring scale has excellent abrasion resistance thanks to its high-quality polyester coating. Red tens for easy legibility. Powerful blade retraction mechanism – dynamic blade return. The special tape return brake brings the blade to a cushioned stop. The spikes hook moves smoothly into its park position. Effective blade brake: push brake on the 3 and 5 m long tapes. Rocker brake on models with 8 and 10 m long blades.

## Pocket tape measure BM 40




Push brake




Rocker brake



The spikes hook prevents the beginning of the tape from slipping.



The identical measuring scale on both sides of the blade – easy to read in all work situations.



**Sophisticated professional case:** Shatter-proof plastic case with shock-absorbent softgrip cover – excellent impact resistance. The wide, smooth underside of the case provides the tape measure with outstanding stability. The straight rear side of the case allows free-hand working when taking vertical measurements. Perfect handling and a sure grip thanks to the ergonomically designed case, softgrip rubber coating, nonslip brake lever and secure belt clip. Complete with CE and metrology mark as well as EC type examination certificate. Accuracy class II. Belt clip.

Length	3 m	5 m	5 m	8 m	10 m	3 m / 10 ft	5 m / 16 ft	8 m / 27 ft	10 m / 32 ft
Width	16 mm	19 mm	25 mm	25 mm	27 mm	16 mm	19 mm	25 mm	27 mm
Art. No.	17736/2	17740/9	17744/7	17745/4	17747/8	17737/9	17741/6	17746/1	17748/5

The STABILA spikes hook significantly improves nonslip properties. Even when measuring longer lengths, someone else is not required to hold it. The material is protected by the buffer on the blade inlet. Beginning of blade reinforced from 5 m onwards.

## Pocket tape measure BM 30 W


Same as the BM 30 but with a window for reading internal measurements directly.



## Pocket tape measure BM 30



Unbreakable plastic casing. Curved, polyamide-coated yellow steel blade (with high abrasion resistance). Adjustable end hook with the STABILA spikes hook. Automatic blade return. Stopper for braking and locking the blade. Beginning of blade reinforced (from 5 m onwards). Buffer on blade inlet. Cm and mm graduation. Red tens. With the CE and metrology marks plus the EU type approval certification. Accuracy class II. Belt clip.



Length	2 m	3 m	3 m*	5 m	8 m	3 m / 10 ft	3 m / 10 ft*	5 m / 16 ft	8 m / 27 ft
Width	13 mm	13 mm	16 mm	19 mm	25 mm	13 mm	16 mm	19 mm	25 mm
Art. No.	16449/2	16450/8	16456/0	16451/5	16452/2	16453/9	16457/7	16454/6	16455/3

\* with viewing window for direct reading of internal measurements

## Pocket tape measure BM 20

Unbreakable plastic casing. Curved, polyamide-coated white steel blade (with high abrasion resistance). Adjustable end hook. Automatic blade return. Stopper for braking and locking the blade. Beginning of blade reinforced (from 5 m onwards). Buffer on blade inlet. Cm and mm graduation. Red tens. With the CE and metrology marks plus the EU type approval certification. Accuracy class II. Belt clip.



Length	2 m	3 m	5 m	3 m/10 ft	5 m/16 ft
Width	13 mm	13 mm	19 mm	13 mm	19 mm
Art. No.	16444/7	16445/4	16446/1	16447/8	16448/5



## Cased measuring tape architect's Type



White-painted steel blade, cm and mm graduation, red tens. Extremely durable polyamide casing.

Length	10 m	15 m
Width	10 mm	10 mm
Art. No.	10642/3	10656/0



The smallest 15 m tape measure. The extremely durable light-weight polyamide casing is only 75 mm in diameter. With nickel-plated spring-loaded crank. A high quality measuring instrument with a touch of exclusivity.

#### The universal hook:

- Special hook with spikes coating. Significantly improves non-slip properties.
- New eyelet for quick release fixing – makes precise measurement even faster and simpler.

#### The re-wind drum:

- Optimal handling thanks to the retractable re-wind drum (patent applied for).

#### The casing:

- Impact-resistant nylon casing.
- Can be butted against a stop in all positions.

## Cased measuring tape BM 50



Fiberglass measuring tapes (G), standard measurement scale for fiberglass measuring tapes: cm/- = gradation in cm one side only, first metre in mm.



Polyamide-coated steel measuring tapes (P), standard measurement scale for all steel measuring tapes: mm/- = full length gradation in mm, one side only.



White-painted steel measuring tapes (W), standard measurement scale for all steel measuring tapes: mm/- = full length gradation in mm, one side only.

Length	10 m	20 m	30 m
Width	13 mm	13 mm	13 mm
Art. No. (G)	17214/5	17215/2	17216/9
Art. No. (P)	17217/6	17218/3	17219/0
Art. No. (W)	17220/6	17221/3	17222/0

## Open-frame measuring tape BM 42



Fiberglass measuring tapes (G), standard measurement scale for fiberglass measuring tapes: cm/- = gradation in cm one side only, first metre in mm.



Polyamide-coated steel measuring tapes (P), standard measurement scale for all measuring steel tapes: mm/- = full length gradation in mm, one side only.



White-painted steel measuring tapes (W), standard measurement scale for all steel measuring tapes: mm/- = full length gradation in mm, one side only.

Length	30 m	50 m
Width	13 mm	13 mm
Art. No.	10589/1	10596/9

Length	20 m	30 m	50 m
Width	13 mm	13 mm	13 mm
Art. No.	11154/0	11166/3	11178/6

Length	30 m	50 m	100 m
Width	13 mm	13 mm	13 mm
Art. No.	10706/2	10711/6	10721/5

The impact-resistant, unbreakable polyamide frame with reinforcement ribs on the inside is very robust. The grooved turning handle facilitates holding and tensioning the tape. The broad arm in well-proven Y design provides good tape guidance. Special plastic guides prevent the steel tape from catching between the rollers and the frame and protect it from wear. Including universal STABILA hooks.





# STABILA®



...sets standards

## Written guarantee for STABILA spirit levels

In addition to the statutory rights to which the purchaser is entitled and which are not limited by this guarantee, STABILA guarantees the instrument against defects and the absence of the warranted characteristics resulting from material or manufacturing defects for a period of 10 years from the date of purchase. STABILA has the right to decide at its own discretion whether the defects will be rectified by being repaired or whether the instrument will be replaced. STABILA accepts no further liability. Defects caused by improper handling or modifications to the instrument undertaken by the purchaser or third parties invalidate the guarantee. No liability is accepted for normal wear and tear and minor defects which do not detract from the function of the instrument.

Please send warranty claims together with the filled in warranty certificate to STABILA Messgeräte (STABILA Measuring Instruments).



All products on  
[www.stabila.de](http://www.stabila.de)



[www.youtube.com/StabilaTools](http://www.youtube.com/StabilaTools)



[www.facebook.com/STABILA.international](http://www.facebook.com/STABILA.international)

**STABILA Messgeräte**, Gustav Ullrich GmbH, Landauer Str. 45, 76855 Annweiler, Germany

☎ 0049-(0)6346-309-0, 📠 0049-(0)6346-309-480, ✉ [info@stabila.de](mailto:info@stabila.de), [www.stabila.de](http://www.stabila.de)

EN 18760 02/15 40.000

All rights reserved to change the colour, technology and equipment.