

# DREMEL<sup>®</sup>

VERSATILE TOOL SYSTEMS<sup>™</sup>

2012-2013



# DREMEL®

# THE MAKERS OF



## Do you like to:

**DREMEL.COM**

### READ

Visit Dremel.com and get tips and tricks on projects and products. Plus visit our message board or sign up for our monthly eblast for news on new product introductions.



### TALK

Join the conversation on Facebook at facebook.com/Dremel.



### BE INSPIRED

Sign up for weekly project inspiration at DremelWeekends.com.



### SHARE

Pin Dremel projects and ideas on Pinterest.



### STAY UP-TO-DATE

Get the latest news from Dremel. Follow us on Twitter, username @Dremel.



## DREMEL® MOBILE

Scan this code with your phone for product information, videos, and more.

# VERSATILE TOOL SYSTEMS™



## INDEX



### Customer Support

A well-prepared staff of Dremel Experts is available to answer questions about our tools. With over 650 total years of combined work experience, the Dremel Experts are ready to serve you. Call:

1-800-4-DREMEL  
(1-800-437-3635) USA.  
1-888-285-3476 CANADA.



**Call for Your  
Free Dremel DVD**

**1(800) 437-3635**

### ROTARY TOOLS

Corded .....	1-12
Cordless.....	13-20
Attachments.....	21-26
Accessories.....	27-42

### OSCILLATING TOOLS

Multi-Max™ Corded .....	43-48
Multi-Max™ Cordless....	49-50
Accessories.....	51-54
Attachments.....	54

### SPECIALTY TOOLS

Saw-Max™ System.....	55-60
Trio™ System.....	61-66
VersaTip™ and Accessories.....	67
Engraver and Accessories.....	67

# ROTARY TOOLS



**DREMEL®**

THE MAKERS OF VERSATILE  
TOOL SYSTEMS™



## WHAT IS A ROTARY TOOL?

Rotary tools are hand held power tools that use high-speed and low torque to undertake a variety of useful tasks with control and precision. Since AJ Dremel invented the first rotary tool over 80 years ago, no other brand has worked harder to bring users a more complete and innovative system of rotary tools, accessories and attachments. Over the years Dremel rotary tools have become the gold standard in versatility, performance, and quality by which all other rotary tools are judged.

# ROTARY TOOL OVERVIEW CORDED



Model	4200	4000	3000	200 SERIES	100 SERIES
Amps	1.6	1.6	1.2	1.15	1.15
Speed Range [RPM]	5,000—35,000	5,000—35,000	5,000—32,000	15,000 and 35,000	35,000
Versatility Level	High	High	Intermediate	Basic +	Basic
Electronic Feedback Control	Yes	Yes	No	No	No
Number of Speeds	Variable	Variable	Variable	2	1
Soft Grip	Yes	Yes	Yes	No	No
Separate On/Off Speed Control	Yes	Yes	No	No	No
Accessory Change System	EZ Change™	EZ Twist™ Nose Cap	EZ Twist™ Nose Cap	Wrench	Wrench
Weight [oz.]	25	22.5	20.0	18.0	18.0
Warranty	2 year	2 year	2 year	2 year	2 year

## VERSATILITY METER

### High



Premium Rotary Tools, able to perform the widest range of applications.

Models: 4200, 4000, 8220

### Intermediate



High Performance Rotary Tools, able to tackle a wider range of applications.

Models: 3000, 8100



# ROTARY TOOL OVERVIEW CORDLESS



Model	8220	8100	STYLUS™	7700	7300
Voltage	12V <sup>MAX</sup>	8V <sup>MAX</sup>	7.2	7.2	4.8
Battery Type	Lithium Ion	Lithium Ion	Lithium Ion	Ni-Cd	Ni-Cd
Speed Range [RPM]	5,000—30,000	5,000—30,000	5,000—25,000	10,000 and 20,000	6,500 and 13,000
Versatility Level	High	Intermediate	Basic +	Basic +	Basic
Electronic Feedback Control	No	No	No	No	No
Number of Speeds	Variable	Variable	Variable	2	2
Soft Grip	Yes	Yes	Yes	No	No
Separate On/Off Speed Control	Yes	Yes	Yes	No	No
Accessory Change System	EZ Twist™ Nose Cap	EZ Twist™ Nose Cap	Wrench	Wrench	Wrench
Weight [oz.]	22.0	14.0	9.0	12.0	9.0
Warranty	2 year	2 year	2 year	2 year	2 year

## Basic +



Enhanced Level Rotary Tools, with improved control across multiple applications.

Models: **200 SERIES, STYLUS, 7700**

## Basic



Entry Level Rotary Tools, ideal for precision applications.

Models: **100 SERIES, 7300**



## DREMEL® 4200

with DREMEL EZ CHANGE™

**2**  
YEAR

Limited  
Warranty

### Versatility



#### Integrated EZ Change™

For the fastest and easiest accessory change.

#### Patented pull lever system

Means you'll never need to look for the wrench again.

#### Variable Speed

For maximum accessory versatility and precise tool control.

#### Electronic Feedback

Auto adjusts power and speed as needed.

Can be used with **all** Dremel **accessories and attachments** except MS400 and PL400 attachments.\*

#### High-Performance Motor

For maximum performance at all speeds.

#### Separate On/Off Switch

Retains speed setting for ease of use.

#### Increased power and air flow

For cooler operation.

**NEW!**



EZ CHANGE™



**PULL**



**INSERT**



**SECURE**

\* Attachment models 225, 575 and 670 are compatible with the 4200 when used with the 4200 Attachment Adapter found in your Dremel 4200 kit.





## 4200 KIT 4200 - 6/40

- 4200 High Performance Rotary Tool, Circle Cutter, Safety Shield, Cutting Guide, Lawn Mower Sharpener, Lawn Mower and Garden Tool Sharpener, Sanding/Grinding Guide, Detailers Grip
- Storage Case, Accessory Case, Product Reference Sheet, Adapter/Drive Coupling




## 40 ASSORTED ACCESSORIES

- Carving/Engraving - 107, 191
- Grinding/Sharpening - 932, 8193, 84922
- Cutting - EZ409, EZ456, 561
- Cleaning/Polishing - 403, 428
- Sanding - EZ407, 408 (x6), EZ411 (x3), EZ412 (x3), EZ413 (x3), 432 (x6), 445 (x6)
- Miscellaneous - 150, EZ402

## 4200 COLLETS

The following 4200-specific collets are available for purchase. Call 1-800-4-DREMEL for more information.

2615001034 – EZC480  
 2615001035 – EZC481  
 2615001036 – EZC482  
 2615001037 – EZC483



# CORDED ROTARY TOOLS



## DREMEL® 4000

Does it All, Better.™

**2**  
YEAR

Limited  
Warranty

### Versatility



### Electronic Feedback

Auto adjusts power and speed as needed.

### EZ Twist™

Nose Cap Wrench for fast accessory changes.

### Variable Speed

For maximum accessory versatility and precise tool control.

Can be used with **all** Dremel **accessories** and **attachments**.

### High-Performance Motor

For maximum performance at all speeds.

### Separate On/Off Switch

Retains speed setting for ease of use.

### 360° Grip Zone

With soft grip for comfort and control.

### Quick Collet Lock

For fast accessory changes.



## EZ TWIST™

Integrated nose cap wrench for fast accessory changes.





## 4000 KIT 4000 - 6/50

- 4000 High Performance Rotary Tool, Planer, Flex Shaft, Circle Cutter, Sanding/Grinding Guide, Cutting Guide, Detail Nose Piece, Lawn Mower and Garden Tool Sharpener
- Storage Case, Accessory Case, Product Reference Sheet, Wrench, 1/8" Collet



## 50 ASSORTED ACCESSORIES

- Carving/Engraving - 107, 191, 194
- Grinding/Sharpening - 541, 932, 8193, 84922
- Cutting - 420 (x4), 540, 561, EZ409, EZ456 (x2), EZ476 (x2)
- Cleaning/Polishing - 405, 414 (x3), 421, 428, 429, 442, EZ423
- Sanding - 407, 408 (x2), 411 (x2), 412 (x2), 413 (x2), 432 (x2), 445 (x2), EZ511, EZ512
- Miscellaneous - 150, 401, 402, 481, EZ402

## 4000 KIT 4000 - 4/34

- 4000 High Performance Rotary Tool, Detailer's Grip, Sanding/Grinding Guide, Cutting Guide, Circle Cutter
- Storage Case, Accessory Case, Product Reference Sheet, Wrench, 1/8" Collet



## 34 ASSORTED ACCESSORIES

- Carving/Engraving - 107, 191
- Grinding/Sharpening - 932, 8193, 84922, 85602
- Cutting - 420 (x2), 540, 561, EZ456
- Cleaning/Polishing - 403, 414 (x3), 421, 428, 429 (x2), 802
- Sanding - 407, 408, 411 (x2), 412, 413, 432 (x3), 445 (x2)
- Miscellaneous - 401, 402, 481, EZ402

## 4000 KIT 4000 - 2/30

- 4000 High Performance Rotary Tool, Sanding/Grinding Guide, Circle Cutter
- Storage Case, Accessory Case, Product Reference Sheet, Wrench, 1/8" Collet



## 30 ASSORTED ACCESSORIES

- Carving/Engraving - 191
- Grinding/Sharpening - 541, 932, 84922
- Cutting - 420 (x2), 426 (x2), 561
- Cleaning/Polishing - 403, 414, 421, 428, 429
- Sanding - 407, 408 (x3), 411 (x3), 412 (x2), 413 (x2), 432 (x2), 445 (x2)
- Miscellaneous - 401, 402

## CORDED ROTARY TOOLS



# DREMEL® 3000

Does it Better.™

**2**  
YEAR

Limited  
Warranty

### Versatility



#### EZ Twist™

Nose Cap Wrench for fast accessory changes.

#### Variable Speed

For maximum accessory versatility and precise tool control.

#### Sealed Ball Bearing Motor

Runs cool for comfort and longer tool life.

Can be used with **all** Dremel **accessories and attachments** except MS400 and PL400 attachments.

#### Separate On/Off Switch

Retains speed setting for ease of use.

#### Double hull construction

Eliminates direct heat transfer to hand.





## 3000 KIT 3000 - 1/24

- 3000 Series Variable Speed Rotary Tool, Sanding/Grinding Guide
- Storage Case, Accessory Case, Product Reference Sheet
- Wrench, 1/8" Collet

## 24 ASSORTED ACCESSORIES

- Carving/Engraving - 191
- Grinding/Sharpening - 932, 952, 85422
- Cutting - 426 (x2)
- Cleaning/Polishing - 403, 414 (x2), 421, 428, 429
- Sanding - 407, 408, 430, 432 (x2), 438, 445 (x2), 446
- Miscellaneous - 401, 402, 415



## 3000 KIT 3000 - 1/31

- 3000 Series Variable Speed Rotary Tool, Cutting Guide
- Storage Case, Accessory Case, Product Reference Sheet
- Wrench, 1/8" Collet

## 31 ASSORTED ACCESSORIES

- Carving/Engraving - 107, 191, 7144
- Grinding/Sharpening - 932, 952, 953, 84922
- Cutting - 426 (x2), 560, 561
- Cleaning/Polishing - 403, 404, 405, 414 (x2), 421, 428, 429 (x2)
- Sanding - 407, 408 (x2), 432 (x2), 445 (x2)
- Miscellaneous - 150, 401, 402, 415



# CORDED ROTARY TOOLS



## DREMEL® 200 SERIES

**2**  
YEAR

Limited  
Warranty

### Versatility

BASIC



HIGH

### Two Speed control

For application versatility and control.

### Sealed Ball Bearing Motor

For cool running and longer tool life.

### 200 SERIES KIT 200 - 1/15

- Two-Speed Rotary Tool, Lawn Mower and Garden Tool Sharpener
- Corrugated Storage Case, Product Reference Sheet
- Wrench, 1/8" Collet



### 15 ASSORTED ACCESSORIES

- Carving/Engraving - 194
- Grinding/Sharpening - 932, 8193, 83322
- Cutting - 420, 426
- Cleaning/Polishing - 421, 422, 425, 429
- Sanding - 407, 408, 432
- Miscellaneous - 401, 402

### 200 SERIES KIT 200 - 1/21

- Two-Speed Rotary Tool, Cutting Guide
- Corrugated Storage Case, Product Reference Sheet
- Wrench, 1/8" Collet

### 21 ASSORTED ACCESSORIES

- Carving/Engraving - 194
- Grinding/Sharpening - 932, 8193, 83142, 84922
- Cutting - 420, 426, 561
- Cleaning/Polishing - 414 (x2), 421, 422, 425 (x2), 429 (x2)
- Sanding - 407, 432, 445
- Miscellaneous - 401, 402, 415







# DREMEL® 100 SERIES

**2**  
YEAR

Limited  
Warranty

## Versatility

BASIC

HIGH

### Single Speed control

For fulltime 35,000 rpm operation.

### Sealed Ball Bearing Motor

For cool running and longer tool life.

## 100 SERIES KIT 100 - N/7

Ideal for sanding, carving  
and drilling.

- Single-Speed Rotary Tool
- Product Reference Sheet
- Wrench, 1/8" Collet

## 7 ASSORTED ACCESSORIES

- Grinding/Sharpening - 932, 84922
- Cutting - 420
- Sanding - 407, 432
- Miscellaneous - 402, 415



## CORDLESS ROTARY TOOLS



# DREMEL® 8220

Does it All, Unplugged.™

**2**  
YEAR

Limited  
Warranty

### Versatility



**NEW!**



### Next Generation 12V Max

For maximum performance and run time.

### Removable Lithium-Ion Battery

Always ready with no memory effects.

### EZ Twist™



Nose Cap Wrench for fast accessory changes.

### Variable Speed

For maximum accessory versatility and precise tool control.

### High-Performance Motor

For maximum performance at all speeds.

Can be used with **all** Dremel **accessories and attachments.**

### Separate On/Off Switch

Retains speed setting for ease of use.

### 360° Grip Zone

With soft grip for comfort and control.

POWERED BY  
**12V MAX™**  
LITHIUM-ION 

**33%**

more run-time\*

### LITHIUM-ION TECHNOLOGY

- More power in a smaller size
- Always ready – holds charge up to 2 years
- No memory effects – charge any time

\* When compared to 8200 while cutting screws



## 8220 KIT 8220 - 1/28

- 8220 Cordless 12V<sup>MAX</sup> High Performance Rotary Tool, Cutting Guide
- 1-Hour Battery Charger, 12V<sup>MAX</sup> Lithium-Ion Battery Pack (1)
- Storage Case, Accessory Case, Product Reference Sheet
- Wrench, 1/8" Collet



## 28 ASSORTED ACCESSORIES

- Grinding/Sharpening - 541, 8193
- Cutting - 426, 561
- Cleaning/Polishing - 414 (X4), 421, 425 (X4), 429 (X4)
- Sanding - 407, 408 (X2), 432 (X3), 445 (X3)
- Miscellaneous - 401, 402,

## 8220 KIT 8220 - 2/28

- 8220 Cordless 12V<sup>MAX</sup> High Performance Rotary Tool, Shield, Cutting Guide
- 1-Hour Battery Charger, 12V<sup>MAX</sup> Lithium-Ion Battery Packs (2)
- Storage Case, Accessory Case, Product Reference Sheet
- Wrench, 1/8" Collet



Includes  
2 batteries

## 28 ASSORTED ACCESSORIES

- Grinding/Sharpening - 541, 8193
- Cutting - 561, 426, EZ456
- Cleaning/Polishing - 414 (X3), 421, 425 (x4), 429 (x3)
- Sanding - 407, 408 (X2), 432 (X3), 445 (X3)
- Miscellaneous - 401, 402, EZ402

## CORDLESS 12V<sup>MAX</sup> ROTARY TOOL ACCESSORIES

12V<sup>MAX</sup> Lithium-Ion  
Battery Pack



**B812-01**

12V<sup>MAX</sup> 1-Hour  
Lithium-Ion  
Battery Charger



**876**

## CORDLESS ROTARY TOOLS



# DREMEL® 8100

**2**  
YEAR

Limited  
Warranty

**NEW!**



### Versatility



### EZ Twist™

Nose Cap Wrench for fast accessory changes.

### Variable Speed

For maximum accessory versatility and precise tool control.

### 8V Max Lithium-ion

For power in a smaller size, always ready and no memory effects.

Can be used with **all** Dremel **accessories and attachments** except MS400 and PL400 attachments.

### Separate On/Off Switch

Retains speed setting for ease of use.

### Small and Lightweight

For easier handling and less fatigue.

POWERED BY  
**8V MAX™**  
LITHIUM-ION 



## 8100 KIT 8100-N/21

- 8100 Cordless 8V<sup>MAX</sup> Rotary Tool
- 1-Hour Charger, 8V<sup>MAX</sup> Lithium-Ion Battery Pack (1)
- Compact Storage Case
- Wrench, 1/8" Collet



## 21 ASSORTED ACCESSORIES

- Grinding/Sharpening - 84922, 932, 952
- Cutting - 540 (x3)
- Cleaning/Polishing - 403, 414 (x2), 421
- Sanding - 407, 408 (x3), 432 (x3), 445 (x2)
- Miscellaneous - 401, 402

## CORDLESS 8V<sup>MAX</sup> ROTARY TOOL ACCESSORIES

8V<sup>MAX</sup> Lithium-Ion  
Battery Pack



**B808-01**

8V<sup>MAX</sup> 1-Hour  
Lithium-Ion  
Battery Charger



**876**

# CORDLESS ROTARY TOOLS



## DREMEL<sup>®</sup>STYLUS<sup>™</sup>

**2**  
YEAR

**Created to Fit Your Hand  
and Your Lifestyle<sup>™</sup>**

Limited  
Warranty

- Always Ready
- Goes Everywhere



### Versatility



POWERED BY  
**LITHIUM-ION**  
TECHNOLOGY



### Variable Speed

For maximum accessory versatility and precise tool control.

### Rechargeable 7.2V Lithium-ion

Battery holds a charge 2 years while in storage.

### Unique Contoured Grip

Designed for superior precision, control, and comfort in your hand.

### Finger-Tip On/Off Switch

For one-handed operation.

### Compact and Ultra-Lightweight

Can be used with **most** Dremel **accessories** and **no attachments**.

### Docking Station

Continually charges so the tool is always fully charged and ready to use.





## STYLUS KIT 1100 - N/25

- Dremel Stylus Rotary Tool
- Charging Base and Accessory Organizer
- Accessory Case, Product Reference Sheet
- Wrench, 1/8" Collet

### 25 ASSORTED ACCESSORIES

- Carving/Engraving - 105, 107, 191, 194
- Grinding/Sharpening - 932, 84922
- Cleaning/Polishing - 403, 414 (X4), 421, 425, 429 (X3)
- Sanding - 430, 431, 438 (X2), 446, 521E
- Miscellaneous - 401, 402, 481



# CORDLESS ROTARY TOOLS

## DREMEL® 7700

**2**  
YEAR

Limited  
Warranty



### Versatility

BASIC



HIGH

### Two Speeds

For control and accuracy.

### Removable battery pack

Continuous use to finish your projects.

### 7.2 Volts of Power

... goes anywhere.

### Light and Compact

Easy to handle and fun to use — anywhere!

### 3-Hour Charger

Quick battery recharge with LED light. Light indicates battery is correctly placed into the charger for proper charging.

## 7700 KIT 7700-02

- 7.2V Two-Speed Cordless Rotary Tool, Lawn Mower and Garden Tool Sharpener
- Corrugated Storage Case, Accessory Organizer, Product Reference Sheet
- 3-Hour Charger
- Wrench, 1/8" Collet

## 15 ASSORTED ACCESSORIES

- Carving/Engraving - 191
- Grinding/Sharpening - 932, 8193, 83322
- Cutting - 420, 426
- Cleaning/Polishing - 421, 422, 425, 429
- Sanding - 407, 408, 432
- Miscellaneous - 401, 402



## 7700 ACCESSORIES

7.2V Battery Pack



757-01

3-Hour Battery  
Charger



758-01



# DREMEL® 7300

**2**  
YEAR

Limited  
Warranty

## Versatility



### Two Speeds

For control and accuracy.

### Removable battery pack

Continuous use to finish your projects.

### 4.8 Volts of Power

For light duty precision jobs.

### Light and Compact

Easy to handle and fun to use — anywhere!

### 3-Hour Charger

Quick battery recharge with LED light. Light indicates battery is correctly placed into the charger for proper charging.

## 7300 KIT 750-02

- 4.8V Two-Speed MINIMITE®
- 3-Hour Charger
- Wrench, 1/8" Collet

## 5 ASSORTED ACCESSORIES

- Grinding/Sharpening - 84922
- Cleaning/Polishing - 414
- Sanding - 407, 432
- Miscellaneous - 401



## 7300 ACCESSORIES

4.8V Battery Pack



755-01

3-Hour Battery  
Charger



756-01

# ROTARY TOOL ATTACHMENTS



## ROTARY TOOL ATTACHMENT COMPATIBILITY KEY

		ATTACHMENT MODEL NUMBER																
TOOL MODEL NUMBER		220	225	231	335	A550	565	566	568	575	A576	A577	670	675	678-01	A679-02	1453	2500-01
CORDED	4200	•	*	•	•	•	•	•	•	*	•	•	*	•	•	•	•	•
	4000	•	•	•	•	•	•	•	•	•	•	•	•	•	•	•	•	•
	400	•	•	•	•	•	•	•	•	•	•	•	•	•	•	•	•	•
	3000	•	•	•	•	•	•	•	•	•	•	•	•	•	•	•	•	•
	300	•	•	•	•	•	•	•	•	•	•	•	•	•	•	•	•	•
	398	•	•	•	•	•	•	•	•	•	•	•	•	•	•	•	•	•
	395	•	•	•	•	•	•	•	•	•	•	•	•	•	•	•	•	•
	285	•	•	•	•	•	•	•	•	•	•	•	•	•	•	•	•	•
	275	•	•	•	•	•	•		•	•	•	•	•	•	•	•	•	•
	200	•	•	•	•	•	•	•	•	•	•	•	•	•	•	•	•	•
	100	•	•	•	•	•	•	•	•	•	•	•	•	•	•	•	•	•
CORDLESS	8220	•	•	•	•	•	•	•	•	•	•	•	•	•	•	•	•	•
	8200	•	•	•	•	•	•	•	•	•	•	•	•	•	•	•	•	•
	8100	•	•			•	•	•	•	•	•	•	•	•	•	•	•	•
	800	•	•			•	•	•	•	•	•	•	•	•	•	•	•	•
	770					•				•			•		•	•		
	750																	
	1100																	
	7300																	

Use this chart to find out which attachments work with your tool.  
Adapters may be needed.

\*This attachment is compatible with the 4200 when used with the 4200 Attachment Adapter found in your Dremel 4200 kit.

### SHIELD KIT    MODEL A550

Increased comfort from debris and sparks during cutting, grinding, sanding, and polishing applications.

- Easy to Use – Spring friction design allows for quick adjustment and accessibility to accessory.
- Compact for greater maneuverability.



### 4 ASSORTED ACCESSORIES

- Grinding/Sharpening - 8193
- Cleaning/Polishing - 428
- Cutting - EZ456
- Miscellaneous - EZ402



## FLEX SHAFT ATTACHMENT MODEL 225 - 01

Ideal for hard to reach places and fine detail work.

- Quick connect attach system.
- 36" long cable with new 5" bend radius provides more flexibility.
- Comfort grip hand piece.
- Integrated shaft lock button.
- Holds up to 1/8" shank.
- Works with collet system and Dremel chuck.



## DETAILER'S GRIP MODEL A577

Transfers the weight of the tool to the palm of your hand for improved tool balance and control.

- Offers enhanced grip and comfort for detailed applications.
- Provides optimal tool control when precision is required.
- Attaches onto a rotary tool in place of its nose piece for quick and easy installation.
- Includes 107 engraving cutter and tracing stencil.



## WORK STATION™ MODEL 220 - 01

Functions as an articulating drill press that rotates 90°, rotary tool holder, and flex-shaft tool stand.

- Detents click the tool in place in 15° increments from vertical to horizontal.
- "Crow's Nest" provides on-board storage for Dremel accessories.
- Durable, die-cast aluminum base.



## TOOLS NOT INCLUDED WITH ATTACHMENTS

## SHAPER/ROUTER TABLE MODEL 231

Converts your corded Rotary Tool into a bench mounted wood shaper.

- Features an adjustable fence and large 8" x 6" worktable.
- Slot, groove, sand and trim edges.



## PLUNGE ROUTER ATTACHMENT MODEL 335 - 01

Converts your corded Rotary Tool into a plunge router.

- Clear base.
- Two depth stops.
- Includes edge guide and circle guide.
- Rout circles, parallel to edge, signs and inlay work and decorative edges.



## MULTI-VISE™ MODEL 2500 - 01

Gets a Grip on Anything, Anywhere!

- Portable vise holds work piece for projects such as woodworking, home projects, crafts and hobbies.
- Clamps to any work surface up to 2-1/2" thick.
- Rotates 360° and tilts 50° allowing user to lock the workpiece in any position.
- Tool holder turns Dremel Rotary Tools into a stationary sander, grinder or polisher.
- Removable clamping jaws creates a stand-alone bar clamp.



## MULTIPURPOSE CUTTING KIT MODEL 565

- Allows for sturdy controlled cuts with maximum visibility.
- Easy depth adjustment. Set to the correct cutting depth for the material you are working on.
- Includes cutting guide, 2 drywall cutting bits for cutting drywall for electrical boxes & air vents.
- Includes 1 multipurpose cutting bit for making cuts in ceiling tile, wood, plastic, fiberglass, drywall, laminate and vinyl siding.







## TILE CUTTING KIT MODEL 566

- Allows for sturdy controlled cuts with maximum visibility.
- Easy depth adjustment. Set to the correct cutting depth for the material you are working on.
- Includes cutting guide and tile cutting bit.
- Shape ceramic wall tile around fixtures or plumbing pipes.

Not for use on ceramic floor tile.



## GROUT REMOVAL ATTACHMENT MODEL 568

For use on wall and floor grout!

- Multiple slide depth adjustment.
  - 30° angle for controlled cutting.
  - Guides 180° apart to keep bit centered between tiles.
  - Easy screw-on mounting.
  - Excellent cutting visibility.
  - Includes 1/16" Grout Removal Bit – Model 569.
- Made of solid carbide, the bit will remove both wall and floor grout.



## 570

- Also available: Model 570 1/8" Grout Removal Bit (Not included with 568).

## RIGHT ANGLE ATTACHMENT MODEL 575

Enhances the versatility of your Dremel Rotary Tool by allowing you to get into hard-to-reach areas.

- Quick connect system easily attaches to your rotary tool in place of the housing cap, no wrenches required.
- Compact, durable design for those "hard-to-reach" places.



## TOOLS NOT INCLUDED WITH ATTACHMENTS

## SANDING/GRINDING GUIDE™ MODEL A576

Stabilizes a handheld tool by providing an edge guide or serves as a work platform when the tool is mounted in a secure position.

- Increased control during sanding and grinding applications.
- Platform provides greater stability during edge sanding and sharpening.
- Adjustable depth control for a precise finish.
- Attaches onto a rotary tool in place of its nose piece for quick and easy installation.
- Includes 407 1/2" 60 grit sanding drum, 932 aluminum oxide grinding stone and instructions.



## CIRCLE CUTTER AND STRAIGHT EDGE GUIDE MODEL 678 - 01

The simple way to cut circular holes in many types of materials. Convenient measurement guides in both inches and centimeters, so you can cut out the right-sized circle every time.

- Makes circles from 3/4" -12" (1.9-30 cm).
- Attaches quickly and easily without tools.
- Depth adjustment allows easy setting of the correct cutting depth.
- Straight Edge Guide allows routing or cutting in a straight line.
- Includes 1/8" Multipurpose Cutting Bit – Model 561 (see p. 34).



## MINI SAW ATTACHMENT MODEL 670

Works great on wood and all wood-like materials.

- Make clean, straight perpendicular cuts up to 1/4" thick.
- Quick connect system attaches to your rotary tool in seconds.
- Includes blade.



## RIP CROSSCUT BLADE MODEL 546

- Long-lasting steel blade.
- 1-1/4" diameter, 48 teeth.
- One blade per package.
- For use with Mini Saw Attachment only.



## LAWN MOWER, GARDEN TOOL, AND CHAIN SAW SHARPENING KIT MODEL A679 - 02

The Dremel chain saw sharpening attachment as well as the Dremel lawn mower and garden tool sharpening attachment are included together in one kit for your convenience.

- Guide provides optimum sharpening angle.
- Sharpens all rotary lawn mower blades.
- Easily sharpen the dulllest of chains.
- Garden Tool Sharpening Attachment, Lawn Mower Sharpening Attachment, Chain Saw Sharpening Attachment
- Wrench, Gauge
- 2 Spacers
- Instruction Manual
- 4 Sharpening Stones Nos. 453, 454, 455, (see p. 30) and 932 (see p. 31)



## CHAIN SAW SHARPENING ATTACHMENT MODEL 1453

Easily sharpen the dulllest of chains.

- Sharpening Attachment
- 2 Spacers
- 3 Sharpening Stones Nos. 453, 454 and 455 (see p. 30)
- Wrench
- Instruction Manual
- Gauge



## LAWN MOWER & GARDEN TOOL SHARPENER MODEL 675

The fastest, easiest, safest way to sharpen your lawn mower blade and other garden tools.

- Guide provides optimum sharpening angle.
- Sharpens most rotary lawn mower blades.
- Long-wearing ABS plastic material.
- Includes grinding stone, #932 (see p.31).



## TOOLS NOT INCLUDED WITH ATTACHMENTS

# ROTARY TOOL ACCESSORIES

## NEW UNIVERSAL SHANK STANDARD

### NO MORE HUNTING FOR THE RIGHT COLLET

Over the next year, all Dremel rotary accessories are transitioning to a 1/8" shank standard. This means never having to search for the right collet again. Collet 480 will soon work for all rotary accessories.

\* As this conversion will take some time, please refer to accessory packaging to verify accessory shank size.




## CARVING/ENGRAVING

### CARVING | SOFT MATERIALS



**HIGH SPEED CUTTERS** High speed cutters can be used for shaping, hollowing, grooving, slotting, making tapered holes in soft metals, plastics and woods. # 199 cutter can be used to make small slits.



**STRUCTURED TOOTH TUNGSTEN CARBIDE CUTTERS** Fast-cutting sharp teeth for greater material removal. Use on fiberglass, wood, plastic, epoxy, rubber, laminates, particle board and ceramic tile.






## CARVING/ENGRAVING

### CARVING | HARD MATERIALS

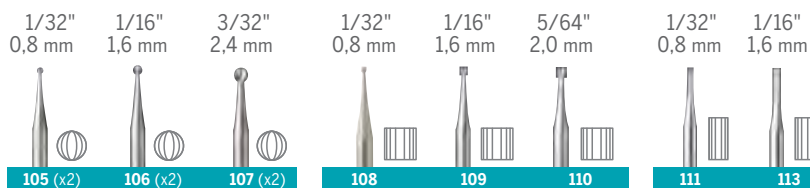
**TUNGSTEN CARBIDE CUTTERS** Use for shaping, smoothing and material removal. Use on hardened steel, stainless steel, cast iron, nonferrous metals, fired ceramics, plastics, hardwoods and other hard materials. Not for use with floor tile.



### ENGRAVING | SOFT MATERIALS



**ENGRAVING CUTTERS** Quality cutters for detail engraving, carving, routing in wood, fiberglass, plastic and soft metals.



### ENGRAVING | HARD MATERIALS

**DIAMOND WHEEL POINTS** For fine detail work, engraving, carving, touch-up and finishing. Use on wood, jade, ceramic, glass, hardened steel, semi precious stones and other hard materials. Bits are covered with diamond particles.




# ROTARY TOOL ACCESSORIES



## ROUTING


**ROUTER BITS** For routing, inlaying, and mortising in wood and other soft materials. Use with Dremel # 330 Router Attachment, # 335 Plunge Router Attachment, and # 231 Shaper/Router Table. Made of high speed steel.

3/32"  
2,4 mm  
Piloted  
Beading



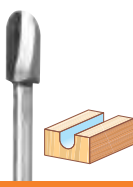
612

1/8"  
3,2 mm  
Corner  
Rounding



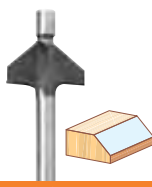
615

1/4"  
6,4 mm  
Core  
Box




617

1/2"  
12,7 mm  
Chamfer



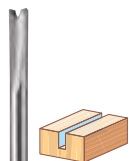
618

1/4"  
6,4 mm  
V-Groove




640

1/8"  
3,2 mm  
Straight




650

3/16"  
4,8 mm  
Straight



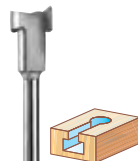
652

1/4"  
6,4 mm  
Straight



654

5/16"  
7,9 mm  
Keyhole



655





## GRINDING/SHARPENING

### FERROUS MATERIALS

#### CHAIN SAW SHARPENING STONES – 453, 454, 455

Precision-ground for quick, easy sharpening of chain saw blades. Each package contains 2 stones.

#### ALUMINUM OXIDE ABRASIVE WHEEL – 500

Perfect for cleaning, de-burring, removing rust, and polishing of most metals, including stainless steel.

**ALUMINUM OXIDE ABRASIVE POINT – 516** Abrasive point is great for finishing work and light de-burring. It can be used for paint and rust removal without removing any of the base material.

**ALUMINUM OXIDE GRINDING WHEEL – 541** Use for de-burring, rust removal and general purpose grinding. 2 Per Pack. Use 541 with Mandrel 402.

#### EZ Lock™ 1-1/2" ALUMINUM OXIDE GRINDING WHEEL – EZ541GR

For use with EZ Lock™ mandrel EZ402.

5/32"  
4,0 mm

3/16"  
4,8 mm

7/32"  
5,6 mm

1"  
25,4 mm

1/2"  
12,7 mm

7/8"  
22,2 mm

1-1/2"  
38,1 mm



453 (x2)



454 (x2)



455 (x2)



500



516



541



EZ541GR

# ROTARY TOOL ACCESSORIES



## GRINDING/SHARPENING

### FERROUS MATERIALS

**ALUMINIUM OXIDE GRINDING STONES (ORANGE/BROWN)** Use on metals, castings, welded joints, rivets and rust. Ideal for sharpening, de-burring and general purpose grinding of most materials.

7/16" 11,1 mm	3/8" 9,5 mm	5/8" 15,9 mm	3/16" 4,8 mm	3/8" 9,5 mm	1/4" 6,4 mm
911	932	941	945	952	953 (x2)

5/8" 15,9 mm	1/8" 3,2 mm	3/16" 4,8 mm	3/8" 9,5 mm	5/8" 15,9 mm	1" 25,4 mm
971	997	8153	8175	8193	8215

### NON-FERROUS MATERIALS

#### SILICON CARBIDE GRINDING STONES (BLUE/GREEN)

Designed to work well on stone, glass, ceramics, porcelain and non-ferrous metals.

9/32" 7,1 mm	1/8" 3,2 mm	1/8" 3,2 mm	3/16" 4,8 mm	25/32" 19,8 mm	13/32" 10,3 mm	1/2" 12,7 mm
83142	83322	83702	84922 (x2)	85422	85602	85622



**CUTTING**



**EZ Lock™**

**Faster Accessory Changes – Easy As 1, 2, 3**

**Pull –**

**Twist –**

**Release**



**EZ406**



**EZ409**



**EZ426CU**



**EZ456**



**EZ456B**



**EZ476**

**EZ Lock™ STARTER KIT – EZ406** Includes 1 EZ Lock™ mandrel and 5 reinforced cut-off wheels.

**EZ Lock™ 1-½" THIN REINFORCED CUT-OFF WHEEL – EZ409**

For use with EZ Lock™. Reinforced cut-off wheels for cutting metal. 2X more cuts compared with 409. 5pc.

**EZ Lock™ 1-¼" REINFORCED CUT-OFF WHEEL – EZ426CU**

For use with EZ Lock™. Reinforced cut-off wheels for cutting metal. 2X more cuts compared with 420. 3pc.

**EZ Lock™ 1-½" REINFORCED CUT-OFF WHEEL – EZ456**

For use with EZ Lock™. Reinforced cut-off wheels for cutting metal. 2X more cuts compared with 426. 5pc.

**EZ Lock™ 1-½" REINFORCED CUT-OFF WHEEL**

**BULK PACK – EZ456B** For use with EZ Lock™. Reinforced cut-off wheels for cutting metal. 12pc. Bulk pack.

**EZ Lock™ 1-½" REINFORCED CUT-OFF WHEEL – EZ476**

For use with EZ Lock™. Reinforced cut-off wheel makes clean cuts in plastic. 5pc.

# ROTARY TOOL ACCESSORIES



## CUTTING

### METAL (Limited use on wood and plastic)

**CUT-OFF WHEELS – 409, 420, 540** For slicing and cutting metal, wood and plastic. Cut-off wheels make it easy to cut or slot bolts, screws, sheet metal, thin wood and plastic. The cut-off wheel cuts only along its edge. Do not attempt to sand or cut curved holes with them. Use with mandrel 402.

### FIBERGLASS REINFORCED CUT-OFF WHEELS – 426, 456

Use with mandrel 402. 456 package includes a washer set only used with 456. Mandrel 402 is sold separately.

15/16"  
23,8 mm  
.025" thick  
36 per pack



409

15/16"  
23,8 mm  
.040" thick  
20 per pack



420

1-1/4"  
31,8 mm  
.0625" thick  
5 per pack



540

1-1/4"  
31,8 mm  
.045" thick  
5 per pack



426

1-1/2"  
38,1 mm  
.045" thick  
10 per pack



456

Cut-off wheel  
dispenser  
20 per pack



426B

## WOOD

**CARBIDE CUTTING/SHAPING WHEEL – 543** For cutting and shaping on soft and hard woods, fiberglass, plastics and laminates. Do not use on metal. Mandrel included. Thickness .070" (1,8 mm).

**EZ Lock™ 1-1/2" CARBIDE CUTTING WHEEL – EZ544** For cutting and shaping on soft and hard woods, fiberglass, plastics and laminates. Do not use on metal. For use with EZ Lock™ mandrel.

**RIP/CROSSCUT BLADE – 546** For use with Mini Saw Attachment 670 only (page 25). Thickness .023" (0,6 mm).

1 - 1/4"  
31,8 mm



543

1 - 1/2"  
38,1 mm



EZ544

1-1/4"  
31,8 mm



546



## CUTTING

### HARD MATERIALS

**DIAMOND WHEEL – 545** Great for cutting, sawing and carving of hard materials such as marble, concrete, brick, porcelain, ceramics, hard epoxy, soft and hard wood. Mandrel 402 is included. Thickness .023" (0,6 mm). Do not run in excess of 20,000 RPM.

**EZ Lock™ 1-½" DIAMOND WHEEL – EZ545** For use with EZ Lock™. Diamond cutting wheel makes clean cuts in hard materials.

### DRYWALL, MULTIPURPOSE, TILE AND GROUT

**DRYWALL CUTTING BIT – 560\*** Gives you fast clean cuts in drywall.

**MULTIPURPOSE CUTTING BIT – 561\*** Cuts hardwood up to 3/8" and softwood up to 5/8". Also cuts plastic, fiberglass, drywall, laminate, aluminum & vinyl siding.

**TILE CUTTING BIT – 562\*** Cuts ceramic wall tile, cement board, and plaster. (Not for use on floor tile.)

**CARBIDE GROUT REMOVAL BITS – 569 AND 570†** Ideal for replacing wall and floor grout or removing grout to replace broken tiles.

\* Use with cutting guide (page 23).

† Use with grout removal guide (page 24).

7/8"  
22,2 mm

1 - 1/2"  
38,1 mm

1/16"  
1,6 mm

1/8"  
3,2 mm



545



EZ545



560



561



562



569



570

# ROTARY TOOL ACCESSORIES



## CLEANING/POLISHING

**POLISHING ACCESSORIES – 414, 422, 429** Ideal for polishing metals and plastics. Using polishing compound # 421 with wheels produces a high luster. Use 414, 422 and 429 with Mandrel 401.

**POLISHING CLOTH – 423E** Made to take a smooth finish and polish it to a high luster. Use with either EZ402, or with 402. Mandrels sold separately.

**POLISHING COMPOUND – 421** Use with felt or cloth accessories to polish metals and plastics. Compound will remove a dull oxidized film and/or light surface imperfections. A solid compound.

**EMERY IMPREGNATED POLISHING WHEEL – 425** Ideal for general polishing of most ferrous metal, stone, glass and ceramic. Use 425 with mandrel 402.

**RUBBER POLISHING POINTS – 461, 462, 463** Blue points for finishing and polishing all ferrous metals. Removes small burrs and scratch marks left by grinding and sanding, and cleans and defines grooves. Also effective on many stones and ceramics.

Felt 1/2" dia.  
6 per pack

Felt 3/8" dia.

Felt 1" dia.

Cloth 1" dia.



414

422

429

423E











421

425

461

462

463

1"  
25,4 mm

1/4"  
6,4 mm

1/4"  
6,4 mm

1/4"  
6,4 mm





## CLEANING/POLISHING

**POLISHING WHEEL – 520** Use for light stock removal and high luster polishing of metals and hard plastics. The wheel is impregnated with a silicon carbide abrasive and lubricant, eliminating the need for polishing compound.

**ABRASIVE BRUSH – 538** Dremel's strongest and longest lasting brush. Extra-thick nylon bristles are coated with an abrasive grit for material removal on the toughest jobs. Use for de-burring metal or wood and for removing rust and paint. Do not run brush in excess of 20,000 RPM.

**BRISTLE BRUSHES – 403, 404, 405** Use for light de-burring, cleaning, polishing of silverware, jewelry and other precious metals; can use with polishing compound.

**CARBON STEEL BRUSHES – 428, 442, 443** Versatile brush for removing rust and corrosion, polish metal surfaces. De-burr and blend surface junctures, clean electrical components.

**STAINLESS STEEL BRUSHES – 530, 531, 532** Stainless steel brushes do not cause "after-rust" when used on corrosive-resistant materials like pewter, aluminum and stainless steel.

**BRASS BRUSHES – 535, 536, 537** Brass brushes are non-sparking and softer than steel. They will not scratch soft metals like gold, copper, brass.

Do not run brushes in excess of 15,000 RPM.



# ROTARY TOOL ACCESSORIES



## SANDING

**DETAIL ABRASIVE BRUSHES – EZ471SA, EZ472SA, EZ473SA** Great for detail cleaning and light sanding. Use on metal, glass, wood, aluminum and plastics. Use with either EZ402, or 402. Mandrels sold separately. Not to be used in excess of 15,000 RPM.

**FINISHING ABRASIVE BUFFS – 511E, 512E** Great for cleaning and light sanding. Use on metal, glass, wood, aluminum and plastics. The 512 fine-grit buff is particularly ideal for removing tarnish from brass. Use 511E and 512E with either EZ402, or 402. Mandrels sold separately. Not to be used in excess of 15,000 RPM.

**FLAPWHEELS – 502, 503, 504, 505** Flapwheels grind and polish flat or contoured surfaces. They are used most effectively as a finishing sander after heavier surface sanding and material removal is completed.

**CARBIDE SHAPING WHEEL – 801** A powerful shaping tool that quickly and efficiently removes material. Easily creates compound curves and works on a variety of materials including woods, fiberglass, laminates, plastic, and leather. Mandrel included. Not to be used for cutting.

 <b>EZ Lock™ COMPATIBLE</b>			 <b>EZ Lock™ COMPATIBLE</b>		
					
<b>EZ471SA</b>	<b>EZ472SA</b>	<b>EZ473SA</b>	<b>511E</b>	<b>512E (x2)</b>	
Grit: 36 Coarse	Grit: 120 Medium	Grit: 220 Fine	Grit: 180 Coarse	Grit: 280 Medium	Grit: 320 Fine
3/8" 9,5 mm	3/8" 9,5 mm	3/16" 4,8 mm	3/16" 4,8 mm	1-1/4" 31,8 mm	
					
<b>502</b>	<b>503</b>	<b>504</b>	<b>505</b>	<b>801</b>	
Grit: 80	Grit: 120	Grit: 80	Grit: 120	Grit: 60	



## SANDING

**SANDING BANDS – 407, 408, 430, 431, 432, 438, 445, 446** For rough shaping and smoothing wood and fiberglass; removing rust from metal surfaces; shaping rubber surfaces. Sander bands are easily replaceable on drums, and are available in packages of 6 each.

**EZ DRUM SANDING MANDREL – EZ407SA** Resilient rubber sleeve forms around 4 tabs to keep accessory secure. Contoured collar holds entire assembly in place. Currently sold with one sanding band. More accessories to come!

**SANDING DISCS – 411, 412, 413, EZ411SA, EZ412SA, EZ413SA** For rough shaping and smoothing wood and fiberglass; removing rust from metal surfaces; shaping rubber surfaces. Use 411, 412 and 413 with mandrel 402. 36 pieces per pack. Use EZ411SA, EZ412SA and EZ413SA only with the EZ402 mandrel. 5 pieces per pack.

1/4" diameter				1/2" diameter				EZ Lock™ COMPATIBLE	
<b>430</b>	<b>431 (x6)</b>	<b>438 (x6)</b>	<b>446 (x6)</b>	<b>407</b>	<b>408 (x6)</b>	<b>432 (x6)</b>	<b>445 (x6)</b>	<b>EZ407SA</b>	
Grit: 60	120	240		60	120	240			

3/4" diameter			EZ Lock™ COMPATIBLE		
<b>411</b>	<b>412</b>	<b>413</b>	<b>EZ411SA (x5)</b>	<b>EZ412SA (x5)</b>	<b>EZ413SA (x5)</b>
Grit: 180 Coarse	220 Medium	240 Fine	60 Coarse	120 Medium	240 Fine

# ROTARY TOOL ACCESSORIES



## MISCELLANEOUS

### MANDRELS AND COLLETS

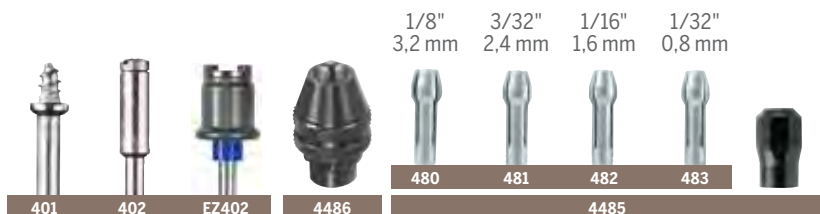
**MANDREL – 401** Use with 414, 422 and 429.

**MANDREL – 402** Use with 409, 411, 412, 413, 420, 423E, 425, 426, 429, 456, EZ471SA, EZ472SA, EZ473SA, 511E, 512E, 540, and 541.

**EZ Lock™ MANDREL – EZ402** Use with EZ407SA, EZ409, EZ426CU, EZ456, EZ411SA, EZ412SA, EZ413SA, EZ471SA, EZ472SA, EZ473SA, EZ476, 423E, 511E, 512E, EZ541GR, EZ544 and EZ545.

**DREMEL CHUCK – 4486** This chuck allows you to quickly and easily change accessories on Dremel Rotary Tools without changing collets. Accepts accessories with 1/32" - 1/8" shanks. Use with rotary tool models 100, 200, 275, 285, 300, 3000, 395, 398, 400, 4000, 750, 770, 780, 800 and 8200. Also use with Dremel attachments 212, 225, 575, and 961.

**QUICK CHANGE COLLET NUT SET – 4485** Includes Collet Nut and 4 Collets. For use with all Rotary Tools except models 1, 2 & 260, 270, 280 series 1 or earlier. Collets also available separately.



### CARBON MOTOR BRUSHES



BRUSH	TOOLS	TYPE	BRUSH	TOOLS	TYPE
90826*	260		90930-04	100, 200, 275, 285, 300, 395, 595 & 3000	4, 5, & 6
90827*	270, 280, 370 & 380		90930-04	6000	1 & 2
90828*	232 & 332		90931	398	
90929*	275, 285 & 395	1 & 2	90935	732	
90930*	275, 285, 300, 395 & 595	3, 4, 5 & 6	90936	Advantage 9000	
90930*	6000	1 & 2	90937	400 XPR™	
			90940	4000	

\* Available as service part only.



## MISCELLANEOUS

### DRILL BITS

**1/8" DRILL BIT – 150** Available as service part only.

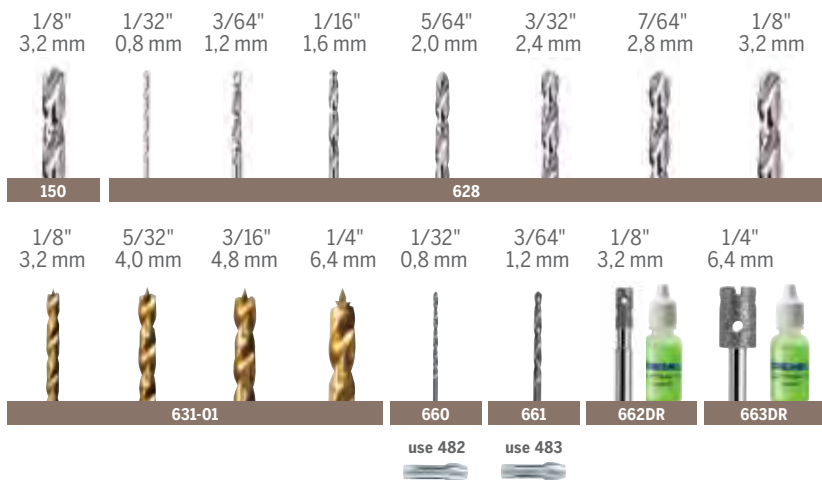
**DRILL BIT SET – 628**

**BRAD POINT DRILL BIT SET – 631-01** Titanium coated brad points stay on center and begin drilling immediately. For use on wood.

**1/32" DRILL – 660** 4 pc. per pack. \*Use with 483 collet.

**3/64" DRILL – 661** 4 pc. per pack. \*Use with 482 collet.

**GLASS DRILLING BITS – 662DR, 663DR** Diamond tipped drill bits for use on glass and ceramic wall tile. Lubricant included.




### OTHER

**EZ TWIST NOSE CAP – EZ495** Loosen or tighten the collet and replace an accessory quickly and easily without the need for a wrench.

**WRENCH – 90962** For ease of changing bits.

**3/8" x 1" DRESSING STONE – 415** Clean grinding wheels. Shape or reshape for desired applications. **Available as service part only.**

**COLLET FAN – 490** Blows dust away for greater visibility to work piece. Great for sanding, engraving, and carving.



## MINI ACCESSORY KITS

### CLEANING/POLISHING KIT – 684-01

Polish a variety of materials to a high luster, clean those tough-to-reach areas, plus a whole lot more!

#### 20 ASSORTED ACCESSORIES

- Cleaning/Polishing - 403, 404, 405, 414 (x6), 421, 422, 425 (x2), 428, 429 (x3), 520
- Miscellaneous - 401, 402



**SANDING/GRINDING KIT – 686-01** Sharpen lawn tools, remove rust, sand down a sticking door, and engrave on glass, plus a whole lot more!

#### 18 ASSORTED ACCESSORIES

- Grinding/Sharpening - 932, 8193, 84922, 85422
- Cutting - 426
- Sanding - 407, 408 (x4), 432 (x4), 412 (x15), 511
- Miscellaneous - 402



**GENERAL PURPOSE KIT – 687-01** Everything you need to cut, carve, sand, grind, clean, and polish, plus a whole lot more!

#### 52 ASSORTED ACCESSORIES

- Carving/Engraving - 194
- Grinding/Sharpening - 952, 85422
- Cutting - 409 (x36), 426
- Cleaning/Polishing - 414 (x2), 421, 428, 429 (x2)
- Sanding - 407, 408, 432 (x2)
- Miscellaneous - 401, 402



**CUTTING KIT – 688-01** Reslot a screw, cut conduit, sheet metal, rusted hose clamps, plus a whole lot more!

#### 69 ASSORTED ACCESSORIES

- Cutting - 409 (x36), 420 (x24), 426 (x3), 540 (x5)
- Miscellaneous - 402



### CARVING/ENGRAVING KIT – 689-01

Carve intricate details, etch glass, stoneware, terracotta, plus a whole lot more!

#### 11 ASSORTED ACCESSORIES

- Carving/Engraving - 105, 106, 107, 108, 7103, 7134
- Grinding/Sharpening - 83142, 83322, 83702, 84922
- Miscellaneous - 481



**ROUTER BIT KIT – 692** For routing, inlaying and mortising in wood and other soft materials. Use with #330 Router Attachment, #335 Plunge Router Attachment, and #231 Shaper/Router Table.

#### 6 ASSORTED ACCESSORIES

- Routing - 612, 615, 617, 618, 650, 654





## EZ LOCK™ SANDING/POLISHING KIT –

**EZ684-01** Polish a variety of materials to a high luster, clean those tough-to-reach areas, remove rust, plus a whole lot more!



### 7 ASSORTED ACCESSORIES

- Cleaning/Polishing - 423E, 421
- Sanding - EZ471SA, EZ472SA, 511E, 512E

## EZ LOCK™ SANDING/GRINDING KIT –

**EZ686-01** Contains all of the sanding and grinding products a consumer needs.



### 18 ASSORTED ACCESSORIES

- Grinding - 952, 84922, EZ541GR
- Cutting - 426
- Sanding - EZ407SA, 408 (x3), 432 (x3), EZ411SA (x2), EZ412SA (x2), EZ413SA (x2)
- Miscellaneous - EZ402

## EZ LOCK™ CUTTING KIT – EZ688-01

Reslot a screw, cut conduit, sheet metal, rusted hose clamps, plus a whole lot more!



### 11 ASSORTED ACCESSORIES

- Cutting - EZ409 (x3), EZ456 (x4), EZ476 (x3)
- Miscellaneous - EZ402

**SUPER ACCESSORY KIT – 709-01** This versatile and re-usable accessory kit includes everything you need to cut, grind, sand, polish, drill, sharpen, clean and more.

### 110 ASSORTED ACCESSORIES

- Carving/Engraving - 191
- Grinding/Sharpening - 952, 953, 83142, 84922
- Cutting - 409 (x12), 420 (x12), 426, 540
- Cleaning/Polishing - 405, 414 (x4), 421, 422, 428, 429 (x4)
- Sanding - 407, 408 (x6), 432 (x6), 430, 431 (x6), 438 (x6), 411 (x12), 412 (x12), 413 (x12), 511E
- Miscellaneous - 401, 402, 415, 90962



**ALL-PURPOSE ACCESSORY KIT – 710-05** This versatile and re-usable accessory kit includes everything you need to cut, grind, sand, polish, drill, sharpen, clean and more.

### 160 ASSORTED ACCESSORIES

- Carving/Engraving - 191
- Grinding/Sharpening - 8193, 83142
- Cutting - EZ409, EZ456, EZ476, 540
- Cleaning/Polishing - 414 (x5), 421, 423E, 428, 429 (x4)
- Sanding - 407, 408 (x15), 432 (x15), 430, 431 (x15), 438 (x15), 411 (x24), 412 (x24), 413 (x24), 511E, 512E
- Miscellaneous - 401 (x2), 402, EZ402, 90962



# OSCILLATING TOOLS



**DREMEL®**

THE MAKERS OF VERSATILE  
TOOL SYSTEMS™



## WHAT IS AN OSCILLATING TOOL?



Multi-Max™ oscillating tools, like rotary tools, use a variety of accessories to accomplish a wide range of DIY tasks for repair, remodeling and restoration. However, rather than spinning like a rotary tool, Multi-Max™ oscillating tools use rapid side- to-side motion to cut, scrape, sand, remove grout, grind and more. You can rest assured that a Dremel Multi-Max™ oscillating tool will help you get the job done with superior versatility, durability, and control.

# CORDED OSCILLATING TOOLS



## DREMEL® MULTI-MAX™ MM40

Repair. Remodel. Restore. *Faster.™*

**2**  
YEAR

Limited  
Warranty



### Quick Lock™

For tool-less and secure accessory changes.

### High-Performance 2.5 Amp Motor

For the most demanding applications.

### Variable Speed

For optimal performance and control in a variety of materials.

### Electronic Feedback

Auto adjusts power and speed as needed.

### 65% More Power

vs. the 6300

### Separate On/Off Switch

Retains speed setting for ease of use.

### Compact design

Provides easy access to tight areas.



**QUICK LOCK™**

For tool-less and secure accessory changes.

**Unlock – Insert – Lock**



### Quick Fit™ Accessory Interface System

For fast accessory changes without removing the clamping screw.



## MULTI-MAX™ KIT MM40-01

- Dremel Multi-Max™ MM40 tool

### 21 ASSORTED PIECES

- Cutting - MM480, MM482, MM450
- Scraping - MM600
- Sanding - MM14, MM70W (x10), MM70P (x5)
- Misc - Storage Case





## CORDED OSCILLATING TOOLS



**DREMEL** MULTI-MAX™ MM20

**Repair. Remodel. Restore.™**



Limited  
Warranty



### **Powerful 2.3 Amp Motor**

Easily tackles the toughest applications.

### **Variable Speed**

For optimal performance and control in a variety of materials.

### **Quick Fit™**

For fast accessory changes without removing the clamping screw.

### **50% More Power**

vs. the 6300

### **Efficient Motor**

Runs cool and smooth under load.

### **Separate On/Off Switch**

Retains speed setting for ease of use.

### **Compact design**

Provides easy access to tight areas.







## MULTI-MAX™ KIT MM20-03

- Dremel Multi-Max™ MM20 tool

### 17 ASSORTED PIECES

- Cutting - MM450, MM480
- Scraping - MM610
- Sanding - MM11, MM70W (x8), MM70P (x3)
- Misc - Storage Case, Allen Wrench



## CORDED OSCILLATING TOOL OVERVIEW



Model	MM40	MM20
Amps	2.5	2.3
OPM	10,000–21,000	10,000–21,000
Electronic Feedback Control	Yes	No
Number of Speeds	Variable	Variable
Soft Grip	Yes	Yes
Separate On/Off	Yes	Yes
QuickFit™ Accessories	Yes	Yes
Tool-less Accessory Change System	Yes	No
Weight	2 lb. 15 oz.	2 lb. 7 oz.
Warranty	2 year	2 year

## CORDLESS OSCILLATING TOOLS



# CORDLESS **DREMEL**® MULTI-MAX™

Repair. Remodel. Restore. Unplugged.™

**2**  
YEAR

Limited  
Warranty



### **Variable Speed**

For optimal performance and control in a variety of materials.

### **High Performance Motor**

Cuts through a 1-1/4" oak door jamb.

### **Quick Fit™**

For fast accessory changes without removing the clamping screw.

### **Compact design**

Provides easy access to tight areas.

### **Separate On/Off Switch**

Retains speed setting for ease of use.

### **Cordless**

For added convenience and versatility.

12V**MAX**™  
LITHIUM-ION 

 **QUICK FIT**™  
ACCESSORIES



## CORDLESS MULTI-MAX™ KIT 8300-01

- Cordless Dremel Multi-Max™ 8300 Tool
- 1-Hour Battery Charger
- 12V<sup>MAX</sup> Lithium-Ion Battery Packs (2)

### 8 ASSORTED PIECES

- Cutting - MM440, MM450
- Sanding - MM11, MM70W (x3)
- Misc - Storage Case, Allen Wrench



## CORDLESS 12V<sup>MAX</sup> OSCILLATING TOOL ACCESSORIES

12V<sup>MAX</sup> 1-Hour Lithium-Ion  
Battery Pack



875

12V<sup>MAX</sup> 1-Hour Lithium-Ion  
Battery Charger



876

# OSCILLATING TOOL ACCESSORIES



Dremel Multi-Max™ accessories undergo rigorous testing so you can feel assured that you are purchasing a product of proven value & performance.



## CUTTING

Flush cut a baseboard to install new flooring or cut out drywall to install a new light switch. Choose from 13 blades to accomplish a variety of tough cuts.

3/8" Wood  
Flush Cut Blade



MM411

3/4" Wood &  
Metal Flush  
Cut Blade



MM422

3/4" Wood Flush  
Cut Blade



MM440

**NEW!**  
Multi-Knife



MM430

**NEW!**  
Drywall  
Jab Saw



MM435

3" Wood & Drywall  
Saw Blade



MM450

3.5" Wood  
& Metal  
Saw Blade



MM452

1-1/8"  
Wood Flush  
Cut Blade



MM460

1-1/8" Wood  
& Metal Flush  
Cut Blade



MM462

3/4"  
Wood Flush  
Cut Blade



MM470

3/4" Wood  
& Metal



MM472

1-1/4" Wood  
Flush Cut Blade



MM480

1-1/4" Wood & Metal  
Flush Cut Blade



MM482



Bulk Packs - 3 per pack

3-Pack Cutting Assortment  
(MM440, MM450, MM422)



MM422B (x3)



MM440B (x3)



MM450B (x3)



MM472B (x3)



MM491

## MULTI-FLEX™ ACCESSORIES

Multi Flex™  
Bracket



Multi-Flex™  
Spiral Blade



MM721 (x3)

Multi-Flex™  
Saw Blade



MM722 (x3)

Multi-Flex™  
Carbide Blade




MM723

MM720/MM725

## GRINDING

Prepare surfaces for ceramic floor tile replacement. Use the diamond paper to remove cement, plaster, and thin-set mortar. Use the carbide rasp to grind and shape flat surfaces, cement, tile adhesives, stone and rasp wood.

60 Grit  
Diamond Paper



MM900

Carbide  
Rasp



MM920

# OSCILLATING TOOL ACCESSORIES



## SANDING

Restore windows, make stuck doors work, and remove rust from metal. Available in assorted grit for sanding bare or painted wood and metal.

### Sanding Sheets - Paint

6 per pack:  
80(2), 120(2),  
240(2) Grit

18 per pack:  
80(6), 120(6),  
240(6) Grit

### Sanding Sheets - Wood

6 per pack:  
60(2), 120(2),  
240(2) Grit

18 per pack:  
60(6), 120(6),  
240(6) Grit

Hook &  
Loop Pad



MM70P



MM80P



MM70W



MM80W



MM14

## GROUT REMOVAL

Remove wall and floor grout to free a broken tile. Available in a 1/8" size and a 1/16" size.

1/8" Grout  
Removal Blade

1/16" Grout  
Removal Blade



MM500



MM501

## SCRAPING

Use the rigid scraper blade for removing stuck vinyl flooring, carpeting and carpet pad, and the flexible scraper blade for projects such as removing old caulking around the tub or shower.

Rigid  
Scraper Blade

Flexible  
Scraper Blade



MM600



MM610





## ACCESSORY KITS

5-Piece Multi-Max™  
Cutting Kit  
MM422, MM440,  
MM450 (3)



MM385-01

6-Piece Multi-Max™  
Cutting Kit  
MM300, MM462,  
MM470, MM450 (3)



MM386

**NEW!**  
14-Piece Multi-Max™  
Accessory Kit  
MM300, MM482, MM610,  
MM450 (2), MM60W(9)



MM388

**NEW!**  
6-Piece Multi-Max™  
Cutting Kit  
MM300, MM480,  
MM482, MM450 (3)



MM389

## MULTI-MAX™ ATTACHMENTS

### 1-3/16" UNIVERSAL ADAPTER – MM300

Adapters allow use of Dremel  
accessories on most oscillating  
tools brands.



MM300

### CUTTING DEPTH GUIDE – MM810

Includes Depth Foot and Depth Stop.



MM810

### ASSIST HANDLE – MM820

Only compatible on Multi-Max™ 6300.



MM820

### DUST EXTRACTION COLLAR – MM830



MM830



# SAW-MAX™ TOOL SYSTEM

**DREMEL®**

THE MAKERS OF VERSATILE  
TOOL SYSTEMS™



## WHAT IS A SAW-MAX™ TOOL?

The new Dremel Saw-Max™ tool is reinventing cutting as we know it. This powerful tool performs smooth, precise cuts through a variety of materials including wood, metal, drywall, plastic, laminate flooring and floor and wall tile. Its compact design, adjustable foot and excellent line of sight make accurate one-handed operation simple. Offering two blade positions and a variety of unique attachments and accessories - this versatile tool system can help you make any straight, plunge, flush, angle or bevel cut.

# SAW-MAX™ TOOL SYSTEM



## DREMEL® SAW-MAX™



**2**  
YEAR

Limited  
Warranty

### Versatile Cutting System

Cuts wood, plastic, metal, tile, masonry & more.



### Two cutting wheel positions

For straight, plunge and flush cuts.

### Powerful 6 Amp Motor

For tough applications.

### Worm Drive Gearing

For durability and power.

### Excellent line of sight

For confident, precise cuts.

### Compact size and gripping zone

For user friendly one handed operation.

### Adjustable Depth Guide

And plunge action for precision and control.

### Dust Extraction Port

For clean work environment.

## SAW-MAX™ KIT SM20-02

- SAW-MAX™ SM20 Tool, 2 x 4 Guide, Dust Port Adapter
- Storage Case

### 4 ASSORTED ACCESSORIES

- Cutting - SM500, SM510, SM540, SM600





**Plunge Into Material**  
For clean and precise cuts.

**One-handed Operation**



## 2 CUTTING WHEEL POSITIONS

**1**



**Interior Position**  
For standard straight cuts.

**2**



**Exterior Position**  
For flush cuts with SM600.

# SAW-MAX™ ACCESSORIES



Dremel Saw-Max™ tool only uses Dremel Saw-Max™ accessories.

## CUTTING

Wood & Plastic Cutting Blade	Metal Cutting Blade	Masonry Cutting Blade	Tile Cutting Blade	Wood & Plastic Flush Cut Blade
				
SM500	SM510 (x3)	SM520 (x3)	SM540	SM600



## SAW-MAX™ ATTACHMENTS

2 x 4 Guide



SM842

Dust  
Port Adapter



TRSM810

Straight Edge/  
Circle Guide



TRSM800

Miter Guide



SM840

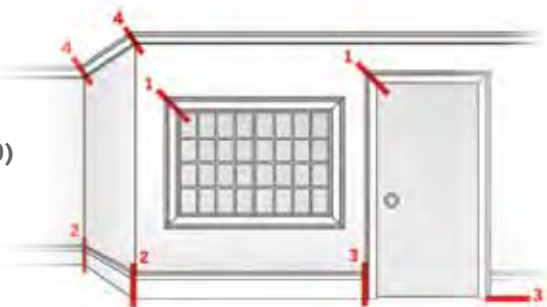
Crown Moulding  
Guide



SM844

## IDEAL FOR TRIMWORK

- 1** Angle cut to create miter joint (SM840)
- 2** Bevel Cut for Corner Joint (SM840)
- 3** Straight Cut to Butt Joint Trim at Door Jamb (SM840)
- 4** Compound Miter Cuts for Crown Moulding Joints (SM844)





# TRIO™ TOOL SYSTEM

**DREMEL®**

THE MAKERS OF VERSATILE  
TOOL SYSTEMS™



## WHAT IS A TRIO™ TOOL?

The Dremel Trio™ allows users to cut, sand, and rout using one multi-purpose tool. Featuring a system of accessories and attachments to increase versatility, Trio™ users can cut multiple materials including wood, plastic, drywall, sheet metal, wall tile and more without switching tools. The tool's unique, 360-degree cutting technology and plunge-cut ability allows users to make quick and controlled cuts, while its unique, 90-degree pivoting handle facilitates added comfort, control, and accuracy.



## DREMEL® TRIO™

**2**  
YEAR

 **Cut.**  **Sand.**  **Rout.™**

Limited  
Warranty



### **Variable Speed**

For maximum accessory versatility and precise tool control.

### **90° Pivoting Handle**

For superior comfort and control.

### **Telescoping Foot**

For accurate depth control while cutting, sanding and routing.

### **Lock-on Button**

For comfort during extended use.

### **On Board Dust Extraction Port**

To maintain a clean workspace.

### **Non-marring Base**

To protect delicate work pieces.

### **Separate On/Off Switch**

Retains speed setting for ease of use.



## TRIO™ KIT 6800-02

- Dremel Trio™ Tool, Compact Depth Guide, Dust Port Adapter
- Storage Case, Manual, Wrench

## 9 ASSORTED ACCESSORIES

- Cutting - TR563
- Sanding - TR407, TR408 (x2), TR432 (x2), TR445 (x2)
- Routing - TR654



## TRIO™ ATTACHMENTS

Straight Edge/  
Circle Guide



TRSM800

Compact Depth Guide/Dust Port Adapter



TR820



# TRIO™ TOOL ACCESSORIES



Trio™ accessories are exclusive to the Dremel Trio™ tool system and not interchangeable with Dremel rotary tools. Dremel Trio™ tool only uses Dremel Trio™ 3/16" shaft accessories.

## TRIO™ CUTTING ACCESSORIES

**PILOTED CUTTING BIT – TR560** Fast, clean cuts in drywall.

**MULTIPURPOSE CUTTING BIT (STEEL) – TR561** Softwood, plywood composites, drywall, acoustic tile, plastic and aluminum.

**WALL TILE CUTTING BIT – TR562** Wall tile, plaster, cement board and backer board.

**HARDWOOD/SHEET METAL BIT (CARBIDE) – TR563** Wood, plywood composites, laminate/engineered flooring and sheet metal.



TR560



TR561



TR562



TR563

## TRIO™ SANDING ACCESSORIES

**1/2" SANDING BANDS – TR407, TR408, TR432, TR445** Shape wood and sand edges and curves.

**RANDOM ORBITAL SANDING KIT – TR451** Sand wood faces.



TR407



TR408 (x6)



TR432 (x6)



TR445 (x6)



**NEW!**



TR451

Grit:

60

120

240





## TRIO™ ROUTING ACCESSORIES

### STRAIGHT ROUTER BIT KIT – TR750

1/8"  
3,2 mm  
Straight Router Bit



1/4"  
6,4 mm  
Straight Router Bit



1/2"  
12,7 mm  
Straight Router Bit



TR750

### STARTER ROUTER BIT KIT – TR770

3/16"  
4,8 mm  
Beading  
Router Bit



1/4"  
6,4 mm  
Cove  
Router Bit



1/4"  
6,4 mm  
Flush Trim  
Router Bit



1/4"  
6,4 mm  
Chamfer  
Router Bit



1/4"  
6,4 mm  
Roundnose  
Router Bit



TR770

### SPECIALTY ROUTER BIT KIT – TR780

1/8"  
3,2 mm  
Roman Ogee  
Router Bit



1/8"  
3,2 mm  
Corner Rounding  
Router Bit



1/2"  
12,7 mm  
V-Groove  
Router Bit



3/8"  
9,5 mm  
Dovetail  
Router Bit



1/4"  
6,4 mm  
Rabbit  
Router Bit



TR780

## VERSATIP™ MULTIPURPOSE TOOL

### DREMEL® VERSATIP™



Multipurpose tool for wood burning, soldering, hot knife cutting of styrofoam and plastics, cutting and fusing rope.

**Max. Tip Temp:** 1,050° F (565° C) | **Volts:** 110-120V, AC  
**Watts:** 30 | **Tool Length:** 7-3/8" (187,3 mm)  
**Tool Weight:** 2.5 oz. (71 g)



#### VERSATIP™ KIT 1550

- VersaTip™ Tool, Tool Stand, Handy Tip Storage Tube
- 5 Tips (470, 471, 473, 474 & 499)



#### VERSATIP™ ACCESSORIES

Available only through Service Center.

**Soldering Tip – 470, General Purpose Tip – 471, Script Tip – 473, Fine Cutting Tip – 474, Hot Knife Tip – 499**



## ENGRAVER

### DREMEL® ENGRAVER



Identify and personalize your valuables. Use for decorative engraving. Engraves metal, glass, wood, plastic, and ceramics. Holding area allows for extended use. Soft grip adds extra comfort and control.

**Motor:** 115V, AC/115V, 60Hz, .2 amps/0,2 A  
**Strokes:** 7,200/SPM | **Tool Weight:** 12 oz. (340 g)



#### ENGRAVER KIT 290-01

- Engraver Tool, Letter / Number Template
- Carbide Point (9924)



#### ENGRAVER ACCESSORIES

**Carbide Point – 9924** For most applications  
**Diamond Point – 9929** For continuous use

