










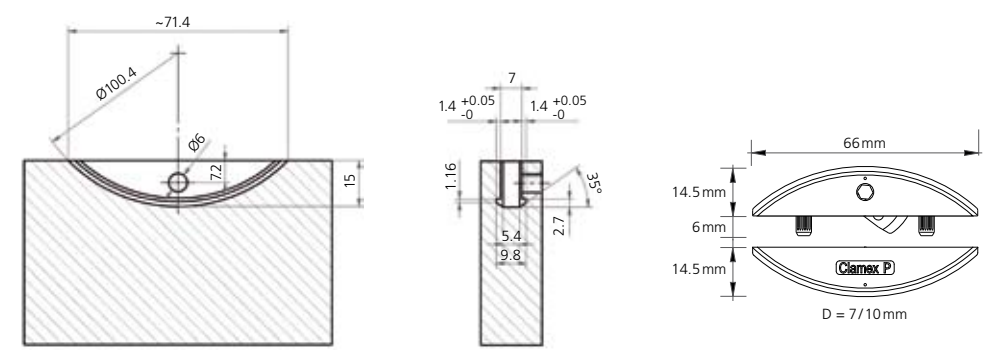




## Accessories

	Art. No.
 <b>Clamex P cutter</b> DP, 100.4 x 7 x 30 mm, Holes 4/6.6/48 mm	132142
 <b>Cutter arbor 30 / DTK 48 mm</b> 16 x 80 mm 20 x 90 mm 25 x 90 mm	132152 132150 132151
 <b>CNC drill</b> 6 mm, HW (solid carbide), for miter joint, L = 100/35 mm, Shaft = 10 mm,	131556
 <b>Hexagon key</b> 4 mm, 75 x 55 mm	271945
 <b>Cover caps</b> RAL 9010, 100 piece RAL 9011, 100 piece RAL 1014, 100 piece RAL 1011, 100 piece RAL 8007, 100 piece	 335280  335281  335282  335283  335284
 <b>Clamex P, carton with</b> 80 pairs 300 pairs 1000 pairs	145337 145342 145352
<b>Material of connector:</b> fibreglass reinforced plastic <b>Material of lever:</b> zinc die cast <b>Installation tolerance:</b> longitudinal ± 1 mm <b>Tensile strength:</b> particle board ~ 800 N = 80 kg beech massive ~ 1400 N = 140 kg	

## Dimensions

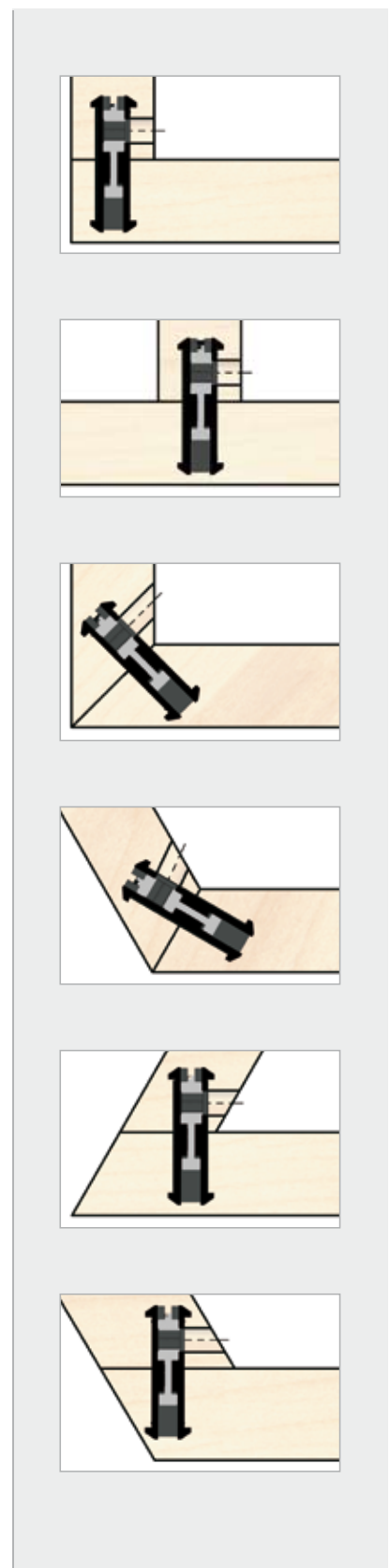


Patent pending for product and profile groove.



Manufacturer:  
**Lamello AG**  
 Joining technology  
 Hauptstrasse 149  
 CH-4416 Bubendorf  
 Tel. +41 (0)61 935 36 36  
 Fax +41 (0)61 935 36 06  
 info@lamello.com  
 www.lamello.com

## Application examples



# Clamex P

Greater freedom of design – fast assembly

Clamex P opens up new possibilities for architects, designers, engineers and manufacturers.



Clamex P 04/11 - EN - Art.-No. 9911418 - EN



## Properties and advantages

### Assembled quickly

Due to its T-groove profile the connector can be slid by hand into the corresponding groove within seconds – without tools.

### Anchored ideally

The form-locked fit has an excellent holding force when installed in the work piece.

### Demountable

with a pivoting lever

### Downright aesthetic

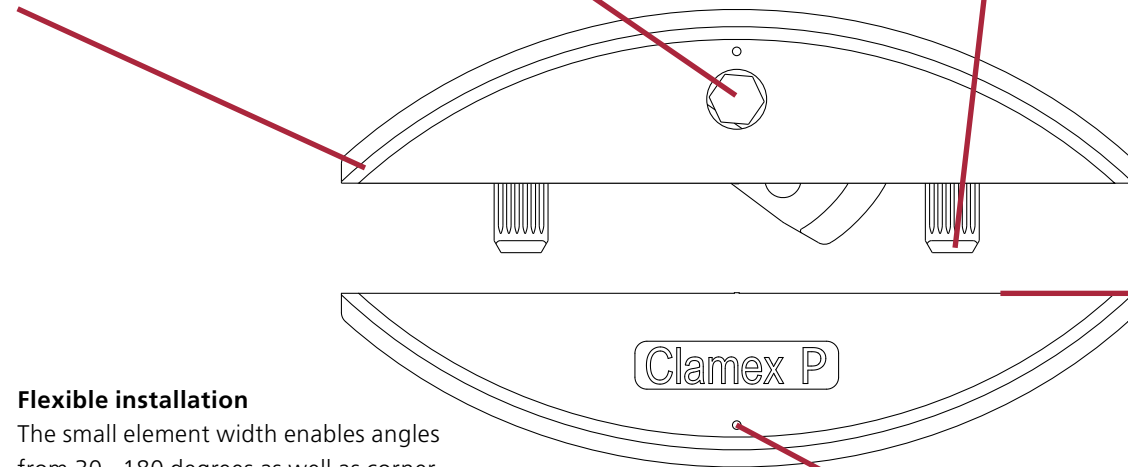
The small and barely visible opening (Ø = 6 mm) serves as access to open and close the connector.

### Joins and aligns

2 functions in one connector

### Safe from twisting

The studs inhibit the connector from twisting, rendering additional positioning elements such as dowels superfluous.



### Flexible installation

The small element width enables angles from 30–180 degrees as well as corner and butt joints.

### Conveniently stackable

The Clamex half installed in the surface is flush, enabling stacking of the work pieces – for transporting without damage.

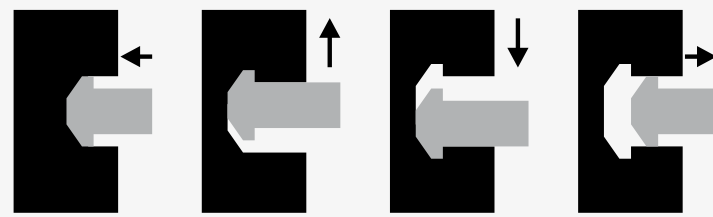
### Easily positioned

The small retaining nub on the side provides optimal sliding resistance, safely holding the connector in the groove.

## Applications

Shopfitting, interior fitting, detachable furniture, trade booth, all kinds of installations, mitre joints, frame connections, open shelves, claddings, separation walls, door frames, Glue aid

## How it works



- How it works in 4 steps

- Videos and Lamello partner network: [www.lamello.com](http://www.lamello.com)



- During the process the cutter cuts into the work piece until the required depth is reached.
- At this point the cutter moves minimally to both sides, cutting the T-groove.



- Make cuts with a handtool with Lamello Zeta



- Make the profile groove for serial production on a CNC machine




- The connector is slid tool-free and within seconds into the T-groove.




- Assemble the workpieces and close the connections - that's it




aesthetic



flexible



stackable



## Increased design freedom

Clamex P opens up completely new design possibilities for architects, designers, engineers and furniture manufacturers. Until now, technical issues have always limited your designs. Clamex P enables now a **superior and more flexible** realization of your design ideas.

Joints, which in the past were elaborate or unaesthetic to produce, are now attained **perfectly, efficiently and convincingly**.



## Easy assembly

Due to the easy, tool-free hand installation of Clamex P you can **implement new concepts** for production, logistics and assembly.

During the production process you can **quickly install** the connector for **in-process inspection** and remove it again just as easily for the surface treatment.

The ability to transport your work pieces with pre-installed connectors considerably **shortens the assembly time on site!**

With Clamex P even an untrained person can quickly, correctly and easily assemble furniture – within seconds and using **only a hexagon key**.